



2. Open Ocean Region Acidification Research

Richard A. Feely¹, Simone Alin¹, Brendan Carter², John P. Dunne³, Dwight K. Gledhill⁴, Liqing Jiang⁵, Veronica Lance⁵, Carol Stepien¹, Adrienne Sutton¹, and Rik Wanninkhof⁶

¹NOAA/OAR, Pacific Marine Environmental Laboratory, NOAA, Seattle, WA

²NOAA/OAR, Cooperative Institute for Climate, Ocean, and Ecosystem Studies, University of Washington, Seattle, WA

³NOAA/OAR, Geophysical Fluid Dynamics Laboratory, NOAA, Princeton, NJ

⁴NOAA/OAR, Ocean Acidification Program, NOAA, Silver Spring, MD

⁵NOAA/NESDIS, CoastWatch/OceanWatch/PolarWatch Program, NOAA, College Park, MD

⁶NOAA/OAR, Atlantic Oceanographic and Meteorological Laboratory, NOAA, Miami, FL

Technical Contributors: Nina Bednaršek¹, Maria Kavanaugh², Jan Newton³, Joseph Salisbury⁴, Samantha Siedlecki⁵

¹Southern California Coastal Water Research Project, Costa Mesa, CA

²College of Earth, Ocean, and Atmospheric Sciences, Oregon State University, Corvallis, OR

³NANOOS, Applied Physics Laboratory, University of Washington, Seattle, WA

⁴School of Marine Science and Ocean Engineering, University of New Hampshire, Durham, NH

⁵Department of Marine Sciences, University of Connecticut, Groton, CT

Abstract

The primary goals of the open ocean research plan are to determine how anthropogenic carbon and pH changes interact with natural variability to collectively act on ocean carbonate chemistry and biology, and to continue to support and enhance the NOAA contribution to the Global Ocean Acidification Observing Network (GOA-ON) with new sensors, autonomous platforms, and biological measurements to be co-located with the physical and chemical studies. The observations will be utilized to validate models and calibrate satellite data synthesis products. Global maps and data synthesis products will be developed to provide information for national and international policy and adaptive actions, food security, fisheries and aquaculture practices, protection of coral reefs, shore protection, cultural identity, and tourism. The Open Ocean Region's research goals are to:

- Maintain existing observations and continue developing and deploying autonomous vehicles and biogeochemical (BGC) Argo floats to measure surface and water column carbon parameters, nutrients, and other Essential Ocean Variables (EOVs);
- Conduct biological sampling (e.g., Bongo net tows) during GO-SHIP cruises to determine the biological impacts of OA and other stressors on planktonic communities;

- Develop data management systems and synthesis products including visualizations of key chemical and biological parameters to quantify anthropogenic carbon dioxide (CO₂) buildup, rates of change of global ocean OA conditions, and biological rate processes; and
- Support data synthesis activities to provide validation of biogeochemical models.

Ocean Acidification in the Open Ocean Region

This chapter evaluates how anthropogenic changes and natural variability collectively act on ocean carbonate chemistry and determine the vulnerability to future ocean acidification (OA) conditions within the open ocean regions in deep waters beyond the continental shelf. Natural carbonate chemistry variability results from the combined actions and interactions among many different processes (e.g.,

air-sea exchange, circulation and transport, upwelling, production, remineralization, carbonate mineral dissolution, etc.). OA is an anthropogenic process, rooted in natural seawater carbonate chemistry, but is also influenced by regional and temporal variations and processes. Natural variability in carbonate chemistry is compounded by OA changes that have the capacity to create particularly extreme conditions in some regions of the global ocean. For example, high latitudes are particularly vulnerable to decreasing aragonite state conditions because of the combined effects of the anthropogenic CO₂ input, low temperature, and lower buffer capacity (Hauri et al., 2015; Zhang et al., 2020).

Models indicate that with continued atmospheric CO₂ absorption, the ocean is likely to undergo rapid changes in calcium carbonate saturation state, affecting calcifying organisms and leading to large-scale ecological and socioeconomic impacts (Feely et al., 2009; Orr et al., 2005; Steinacher et al., 2009;

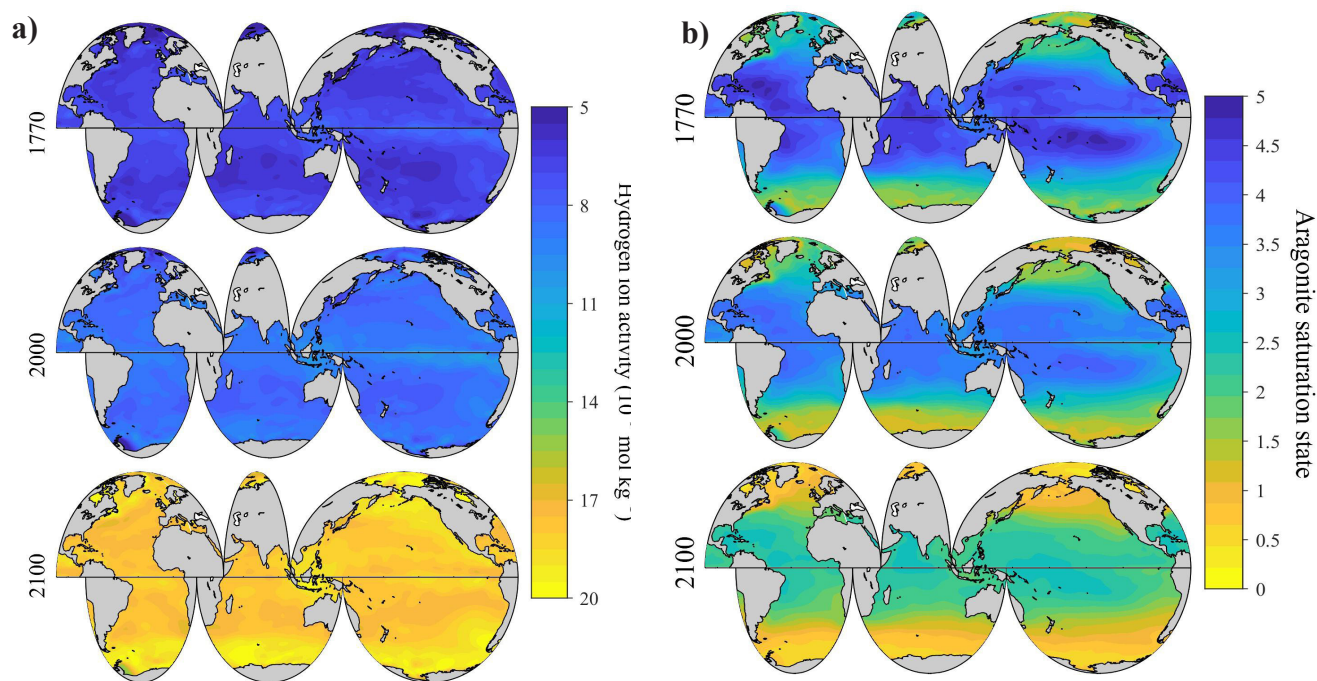


Figure 2.1. Model output of past, present, and future: a) hydrogen ion activity changes and b) aragonite saturation state based on global surface ocean pCO₂ observations normalized to the year 2000. The hydrogen ion activity distributions for 1770 and 2100 are reconstructed by extracting the temporal changes of pCO₂ and SST at individual locations of the global ocean from the Geophysical Fluid Dynamics Laboratory (GFDL)'s ESM2M Model and converting the data to hydrogen ion activity using CO2SYS. This provides a regionally varying view of the historical and future surface ocean H⁺ simulations given by the Intergovernmental Panel on Climate Change (IPCC) Assessment Report (AR5) for the Representative Concentration Pathway 8.5 scenario (adapted from Jiang et al., 2019).

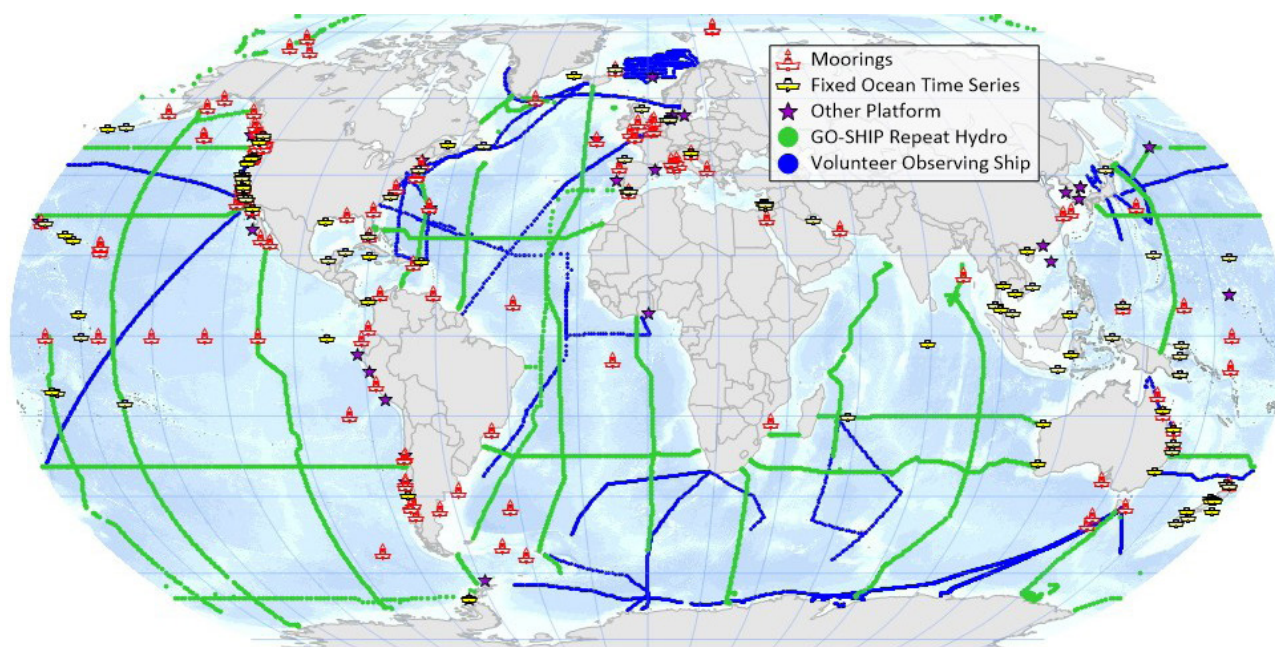


Figure 2.2. Present-day Global Ocean Acidification Observing Network, which is collaborative with the Global Ocean Ship-based Hydrographic Investigations Program (GO-SHIP) surveys, the Surface Ocean CO₂ Observing NETwork (SOCONET), the Ship of Opportunity Program (SOOP) volunteer observing ships, and the Ocean Sustained Interdisciplinary Time-series Environment observation System (OceanSITES), and other open ocean and coastal observing networks (after Tilbrook et al., 2019).

Gattuso et al., 2015; see also Chapter 6; **Figure 2.1**). Quantifying the relative magnitude of natural variations provides useful context for determining the tolerance levels of organisms, which evolved before the influence of human-caused CO₂ emissions. The most important indicators for OA are pH ($-\log a(\text{H}^+)$), $p\text{CO}_2$, carbonate ion concentrations ($[\text{CO}_3^{2-}]$), and calcium carbonate mineral saturation states, with significant increases in surface ocean pH and downward trajectories of surface ocean $[\text{CO}_3^{2-}]$ and carbonate saturation states expected throughout this century with increasing atmospheric CO₂ (e.g., **Figure 2.1**). However, attempts to synthesize pH and other carbonate data for the open ocean have largely been limited by available high-quality data, since pH and other carbonate parameter measurements require great care, calibration, and metadata validation (Feely et al., 2009; Takahashi et al., 2014; Jiang et al., 2015; Olsen et al., 2016; Carter et al., 2017; Gruber et al., 2019a,b; see also **Figure 6.2** in Chapter 6: U.S. Pacific Islands Region). In this chapter we recommend future research objectives, activities, and priorities for the open oceans for the next decade of NOAA OA research.

Environmental Change in the Open Ocean Region

After launching the GOA-ON in 2013, the current observing network is comprised of several observing networks deployed around the world—including moorings, repeat hydrography lines, ships of opportunity, and fixed ocean time-series (**Figure 2.2**). The existing large-scale global oceanic carbon observatory network, supported by the NOAA Global Ocean Monitoring and Observing (GOMO) Program, which includes the Global Ocean Ship-based Hydrographic Investigations Program (GO-SHIP) surveys, the Surface Ocean CO₂ Observing Network (SOCONET), the Ship of Opportunity Program (SOOP) volunteer observing ships, and the Ocean Sustained Interdisciplinary Time-series Environment Observation System (OceanSITES) time-series stations in the Atlantic, Pacific, and Indian oceans have provided a backbone of carbonate chemistry observations needed to understand OA (**Figure 2.2**). Indeed, much of the present understanding about long-term changes in the carbonate system is derived from these repeat surveys and time-series measurements in the open ocean (Feely et al., 2004, Sabine

et al., 2004; Carter et al., 2017, 2019a; Sutton et al., 2019; Gruber et al., 2019b). At present, many of the existing moored carbon observatories only measure $p\text{CO}_2$ in surface waters, which is insufficient to effectively monitor and forecast OA conditions and concomitant biological effects. Future efforts will require additional platforms with an enhanced suite of physical, chemical, and biological sensors in the ocean interior.

Efforts to observe and predict the impact of OA on marine ecosystems must be integrated with an understanding of both the natural and anthropogenic processes that control the ocean carbonate system (**Figure 2.3**). Biogeochemical cycling leads to remarkable temporal and spatial variability of carbon in the open ocean. Long-term, high-quality observations are critical records for distinguishing natural cycles from climate change. There are several methods by which anthropogenic carbon can be distinguished from natural carbon, but all rely on the repeated, high-quality, spatially dense, synoptic, coast-to-coast records of nutrients, ventilation tracers, carbonate system measurements, dissolved gases, and physical properties provided by the GO-SHIP cruises (e.g., Sabine et al., 2004; Khatiwala et al., 2013; Carter et al., 2017, 2019a; DeVries, 2014; Gruber et al., 2019b). Recent research has shown that there are significant regional and decadal variations in anthropogenic CO_2 storage (e.g., Landschützer et al., 2016; DeVries et al., 2017; Gruber et al., 2019a,b), indicating that repeat hydrographic surveys will remain critical for quantifying ocean carbon storage in the coming decades. Feely et al. (2016) extended the open ocean anthropogenic carbon estimates to the California Current Large Marine Ecosystem, allowing the impacts of OA to be separated from natural processes over a two-decade-long time span. This is a critical application for anthropogenic carbon estimates that should be applied in other regions, as coastal regions play disproportionate roles in fisheries and ocean primary production compared to their small (~8% of total) ocean area, and because these regions with air-sea $p\text{CO}_2$ disequilibria typically lack means to directly quantify the overall anthropogenic impact.

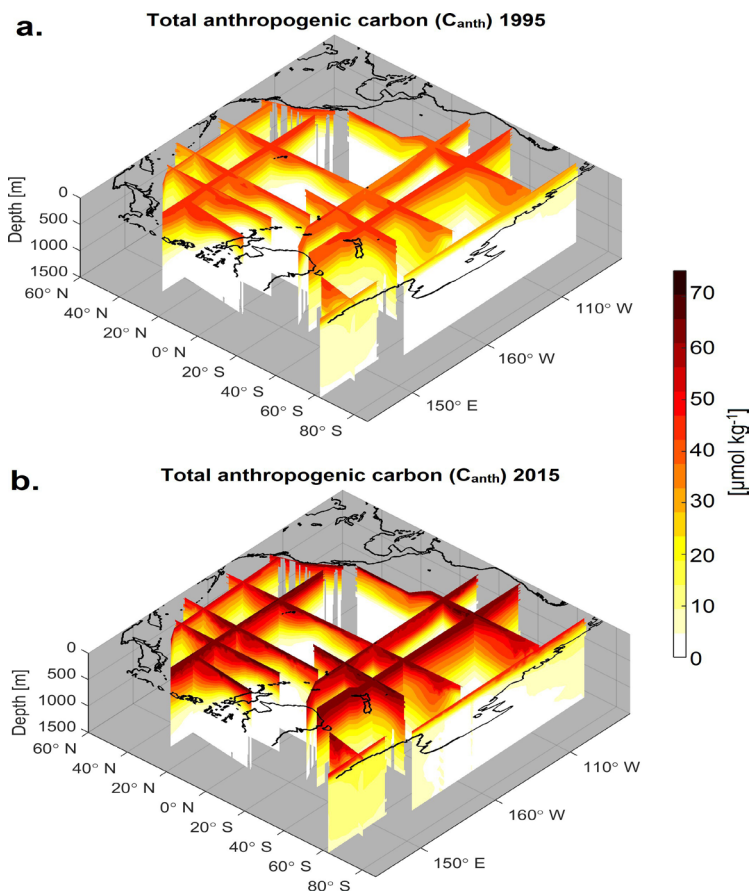


Figure 2.3. Anthropogenic dissolved inorganic carbon concentrations in $\mu\text{mol kg}^{-1}$ along Pacific Ocean repeat hydrographic sections, estimated for (a) 1995 and (b) 2015. Darker colors indicate that higher concentrations are found near the surface, and extend deeper into the water column in the subtropical gyres. This figure is adapted from Carter et al. (2019a).

Open ocean time-series observations now exist in nearly all oceanic regions and show that the inorganic carbon chemistry of the surface ocean is currently changing at a mean rate consistent with the atmospheric CO₂ increase of approximately 2.0 μatm yr⁻¹ (Bates et al., 2014a; Sutton et al., 2017, 2019). However, enhanced variability in high-latitude regions can complicate and, at times, obscure detection and attribution of longer-term ocean carbon changes. Recent work suggests it will require decades of observations to detect an anthropogenic signal at many coastal time-series stations (Carter et al., 2019a; Sutton et al., 2019; Turk et al., 2019). High-quality, open ocean time-series observations represent critical components of GOA-ON and provide a critical constraint of offshore processes influencing coastal systems, and we recommend their adoption at a larger scale. Open ocean time-series are a powerful way to quantify the United Nations Sustainable Development Goal 14.3 to minimize

and address the impacts of OA, including tracking rates of change of OA globally.

Autonomous platforms have demonstrated their potential for revolutionizing the quantity and coverage of OA-related information retrievable from remote regions in all seasons (Bushinsky et al., 2019; Meinig et al., 2015). These surface vehicles and profiling floats possess the capacity to quantify OA and biogeochemical seasonal cycling across traditionally inaccessible regions and timescales. The advent of BGC-Argo profiling floats, with pH as one of the six BGC sensors, offers enormous opportunity to obtain greatly expanded datasets in the open ocean that will provide seasonal resolution of trends and processes that lead to a better understanding of the evolution of marine chemistry and biology conditions as they pertain to OA (Figure 2.4). Aside from directly determining OA parameters and processes from these programs, the data are increasingly used

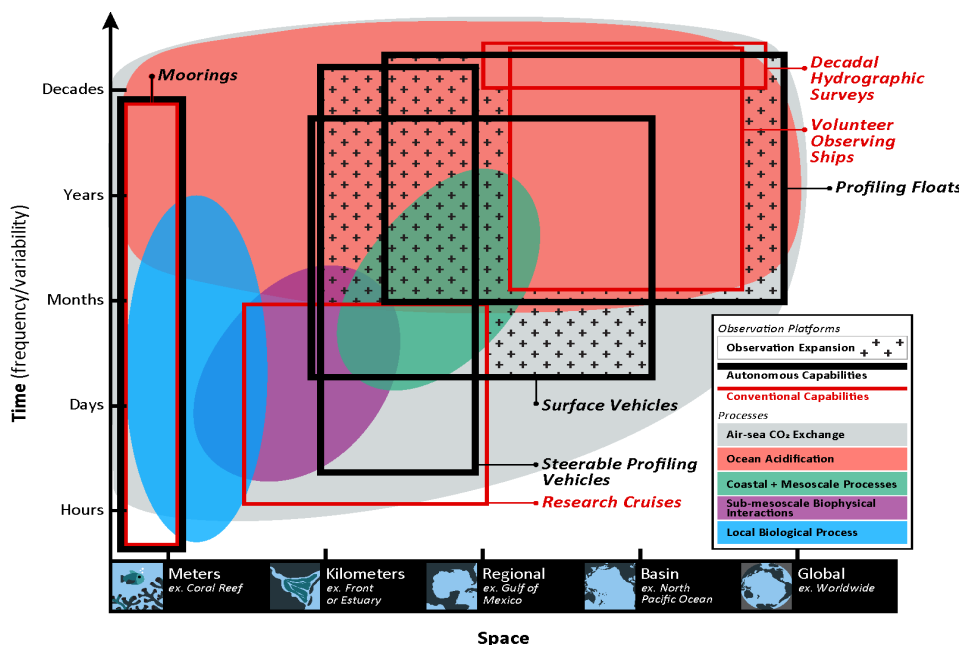


Figure 2.4. Carbonate system processes and autonomous vehicle observational capabilities as a function of time and space. Ocean processes that affect the carbonate system (solid colored ovals with labels in the legend) are depicted as a function of the temporal and spatial scales over which they must be observed to capture important scales of variability and/or long-term change. The ability of platforms, including conventional approaches (red boxes) and autonomous arrays (black), to capture carbonate system processes is superimposed over the characteristic time and space footprints of important carbon cycle processes. The mooring box includes both open-ocean observatories and compact, fixed observatories deployed in coastal and benthic regions. Box boundaries that are directly adjacent to one another (i.e., the upper boundaries of profiling floats, decadal hydrographic surveys, and ships of opportunity) indicate the same temporal or spatial boundary, but are offset for clarity (after Bushinsky et al., 2019). Satellite remotely sensed surface ocean observations (ranging from sub-km to global and from sub-days to decades in some cases) can be assimilated into carbonate and ocean physics models and used as validation for some model outputs.

to validate models including ingestion into novel assimilation schemes such as ocean state estimates. However, as an emergent autonomous technology, the uncertainties associated with their use and lack of *in situ* calibrations are still being quantified, and extensive work remains to be completed before the promise of this observation strategy can be fully realized (Johnson et al., 2017; Williams et al., 2017). On autonomous surface vehicles, seawater $p\text{CO}_2$ and pH can be directly measured, with *in situ* calibration of CO_2 providing high-quality data equivalent to moored $p\text{CO}_2$ time-series (e.g., Saildrone). However, even the highest-quality $p\text{CO}_2$ and pH sensors in combination do not meet GOA-ON climate-quality goals for tracking OA, and sensor development efforts must address this challenge. Research must continue to determine how best to implement new observing platforms and sensors, use the data they retrieve, and quality control and manage their sensor outputs.

Research Objective 2.1: Continue leadership and support for GOA-ON (coordinated with Pacific Islands Region Chapter 6 Research Objective 6.2)

GOA-ON provides a framework to knit together information from ship-based hydrography; time-series moorings, floats, and gliders with carbon system, pH, and oxygen sensors; and ecological surveys and associated biological responses. Support will assure continuation of the ongoing international observing programs, support augmentation of observation with key biological Essential Ocean Variables (EOVs) and encourage further development of novel platforms.

Action 2.1.1: Build upon the existing NOAA-supported GOA-ON activities and expand the global network with new sensors and observing platforms that provide important information on the changing physical, chemical, and biological conditions in open ocean environments.

Action 2.1.2: Ensure OA relevant measurements are included on all Surface Ocean CO_2 Observing Network (SOCONET) and Ship of Opportunity Program (SOOP) volunteer observing ships.

Action 2.1.3: Enable the development of globally accessible, high-quality data and data synthesis products, including assessments of OA status and trends, which facilitate research and new knowledge on OA, communicate the status of OA and biological response, and enable forecasting of OA conditions.

Research Objective 2.2: Separate natural and anthropogenic CO_2 signals and elucidate feedbacks on seasonal to decadal scales

Quantifying the vertical and horizontal distributions, temporal variability, and long-term trends of anthropogenic carbon will provide critical information for determining the biogenic responses of organisms and communities to OA.

Action 2.2.1: Link open ocean and coastal cruises for tracking the distribution and trends of anthropogenic carbon increases in the ocean.

Action 2.2.2: Expand time-series observations in open ocean and coastal waters (see Chapters 3–11) to characterize rates of ocean carbon change over time, which is necessary to reduce uncertainties in future projections of OA.

Action 2.2.3: Continue the development of sensors on autonomous platforms that can measure carbon parameters, nutrients, and other biogeochemical EOVs, especially those meeting climate-quality standards of GOA-ON.

Developing global synthesis and modeling products and maps of OA indicators

Repeat coast-to-coast cruises are the chief means through which we understand rates of decadal ocean uptake of anthropogenic CO_2 and resulting global inventories (Sabine et al., 2004; Gruber et al., 2019b), as well as the ensuing ocean carbonate chemistry changes that are underway in the global ocean (e.g., Byrne et al., 2010; Feely et al., 2004, 2012; Carter et al., 2016, 2017; Jiang et al., 2015, 2019). Sustained support for decadal reoccupation of open ocean repeat hydrography lines is critical to ensure that we can continue to estimate ocean uptake and inventories of anthropogenic carbon

into the future, as well as providing high-quality datasets for global ocean model validation. These in turn support accurate and reliable generation of boundary conditions for regional coastal models (e.g., Feely et al., 2016; Carter et al., 2017, 2019a).



A wave glider makes ocean carbon dioxide ($p\text{CO}_2$) measurements in Washington coastal waters while deployed by researchers aboard the R/V *Wecoma*. Credit: Richard Feely/NOAA

Open ocean transects provide valuable insight into source water evolution relevant to coastal acidification trajectories, although their decadal resolution provides infrequent snapshots of such conditions and must be cross-referenced to more frequent coastal observations to gain insight into rates of change in shelf environments (cf. Feely et al., 2012, 2016; McClatchie et al., 2016). Global Earth System Models of coupled carbon and climate are also key sources of information on past trends and future projections for OA. Currently available model data include a suite of simulations from the 5th Coupled Model Intercomparison Project (Taylor et al., 2012; <https://esgf-node.llnl.gov/projects/cmip5/>), including simulations from NOAA's Geophysical Fluid Dynamics Laboratory (GFDL) with two state-of-the-art Earth System Models, GFDL-ESM2M and GFDL-ESM2G (Dunne et al., 2012a, 2013; <ftp://nomads.gfdl.noaa.gov/CMIP5/output1/NOAA-GFDL/>). The global modeling community continues to advance on this frontier and has commenced an ongoing 6th phase of the Coupled Model Intercomparison Project (Eyring et al., 2016), which includes a vastly more comprehensive suite of experiments, in which GFDL is fully engaged. Public access to the next-generation Earth System Models will be provided by the global modeling community over the coming years.

New autonomous platforms such as autonomous surface vehicles and profiling floats offer an enormous opportunity to obtain greatly expanded datasets that will provide daily to seasonal resolution of trends and processes, especially in traditionally inaccessible regions. However, there are considerable data management tools that must be developed before these observations can be integrated with established observations in global data synthesis products and used to validate models. Intercomparisons between established and new observations can help determine uncertainty of new technologies, but a data integration system is also critical to support these new approaches now and into the future. Research must continue to determine how best to implement these observing platforms, use the data they retrieve, and quality control and manage their sensor outputs. Support for the continuation of the ongoing observing programs, support augmentation of observations with key biological EOVs such as plankton, assure maintenance of the high quality of the data, and encourage further development of these new platforms.

Global seasonal-to-interannual prediction of acidification anomalies requires reliance on large-scale physical and biogeochemical data assimilation that is dependent on *Research Objective 2.2* above. These forecasts are in a state of development and require a better understanding of data assimilation methods, especially considering the new observational assets coming online in the next few years. Global historical and future scenarios of decadal to centennial acidification using fully coupled carbon-climate earth system models are in continued development as described in *Research Objective 2.3*. When run in physical data-assimilation mode, these models show much early promise with respect to predictability of carbon uptake and acidification (Li et al., 2016; Park et al., 2018) on seasonal to decadal timescales, and earth system prediction is possible using the GFDL MOM6 model. An essential part of this development on all timescales includes multi-decade retrospective analysis of acidification patterns compared with observations to test the skill and improve the forecast and projection systems. Key observations for this activity include those that characterize the ocean ecosys-

tem and biogeochemical cycles at the process level and their sensitivity to multiple stressors including the physiological role of acidification on plankton growth and behavior and its consequences for biodiversity and controls on calcite, aragonite, and high Mg-calcite formation and dissolution. The cycling of calcium carbonate has been recently identified as a potentially important process that is not consistently simulated (Dunne et al., 2012b; Buitenhuis et al., 2019); and thus remains poorly constrained and requires further improvements in understanding.

Research Objective 2.3: Observe the evolution of marine chemistry and biology to provide model initial conditions and validation

Quantifying OA impacts requires the development of global and regional data products from observational data such as open ocean observations from GO-SHIP, BGC Argo, and SOCONET to provide initialization data for model runs and validation datasets for testing model predictive capabilities (*in coordination with Pacific Islands Region Chapter 6 Research Objective 6.3*).

Action 2.3.1: Develop synthesis products including maps and sections of key chemical and biological parameters to quantify the buildup of anthropogenic CO₂, rates of change in global ocean OA conditions, and impacts of OA on key species.

Action 2.3.2: Continue the development of data management and quality control systems for autonomous sensors on autonomous surface vehicles and biogeochemical (BGC) Argo profiling floats in order to incorporate these new observations in data products and validate models.

Action 2.3.3: Continue development of regional-to-global scale prediction BGC models focused on acidification extremes spanning timescales from seasonal to interannual to decadal.

Satellite Observations for Understanding Open Ocean Acidification

Satellite observations offer a powerful tool for studying surface ocean carbonate dynamics either

by deriving CO₂ parameters via satellite sea surface temperature and salinity, or by inferring large-scale patterns from physical parameters that can be remotely-sensed and validated using observations obtained from *in situ* observing assets (e.g., ships and time-series stations). While satellite sensors are not capable of actual direct carbonate parameter measurements, they are able to sensibly detect a broad range of surface physical and biological phenomena that influence carbonate system dynamics (Salisbury et al., 2015; Shutler et al., 2020). By quantifying changes in parameters through time and space, satellite data together with *in situ* observations can provide reasonable rate proxies for the effects of mixing and community metabolism on the carbonate system (Hales et al., 2012). Beyond the direct study of OA, ocean satellite data can also support other activities detailed throughout this plan ranging from cruise planning to model validation. Robust, sustained, internally consistent access to ocean satellite products that are fit-for-purpose (e.g., near-real-time and delayed science quality products) remains a critical need.

Recognizing that many satellite-based empirical or semi-empirical algorithms relating observable parameters to OA are regionally specific (i.e., Gledhill et al., 2015), there remains a requirement to objectively establish discrete domains where uniquely defined algorithms can be robustly parameterized. One promising approach in recent years has been the development of dynamic seascape classification products (i.e., Kavanaugh et al., 2014, 2016). Thus, there is much opportunity for improvements that include, but are not limited to, the addition of new variables, methodological comparison, and global validation.

Surface ocean gridded data synthesis products of satellite remote sensing outputs can provide surface ocean-specific algorithms to be applied to remotely sensed products to produce gridded fields of monthly global sea surface pCO₂. These fields can then be coupled to total alkalinity (TA) fields derived from salinity data (e.g., ESA- SMOS; NASA SMAP), which can be used in conjunction with pCO₂ and temperature to derive monthly dynamics for global surface ocean carbonate saturation states and pH (e.g., Jiang et al., 2015, 2019).

Improved models for quantifying surface biological perturbations to the carbonate system from space are needed. The predominant perturbation arises from net community production (NCP), or the balance between gross primary production (GPP) and community respiration (CR). Several existing strategies for retrieving satellite-derived NCP include a space-time accounting of the change in organic carbon inventories (Jönsson et al., 2011; Jönsson & Salisbury, 2016), satellite estimates of organic carbon export (e.g., Siegel et al., 2014; Li et al., 2018), and satellite-derived NPP (e.g., Saba et al., 2011) versus CR (Zhai et al., 2010). To facilitate these efforts, repeated hydrographic surveys should facilitate *in situ* optical measurements that include apparent and inherent optical properties, particle-size distributions, and multispectral fluorescence, in conjunction with ship-based rate measurements (NPP, NCP, and CR). Additional measurements may be required to optimally relate optical data to rate estimates, including but not limited to chlorophyll (and associated pigments), particulate organic carbon, and phytoplankton functional-type enumerations.

Research Objective 2.4: Derive global statistical or quasi-mechanistic algorithms to infer surface ocean carbonate dynamics and underlying biological processes to be acquired from remotely sensed data

Satellite observations can be used to determine surface ocean carbon distribution either directly or by synoptically scaling up discrete surface observations obtained from *in situ* observing assets.

Action 2.4.1: Derive seascape-specific multivariate algorithms for predicting global surface ocean $p\text{CO}_2$ at suitable spatiotemporal scales (e.g., monthly, 0.5 degree).

Action 2.4.2: Incorporate measurements supporting satellite algorithm development and determination of net biological productivity into ongoing OA surveys.

Biological Sensitivity in the Open Ocean Region

Large-scale hydrographic studies crossing major biogeographical provinces are of fundamental im-

portance for understanding short- and long-term biological and ecological responses associated with OA and other climate change-related stressors in the open ocean (e.g., Bednaršek et al., 2014, 2017a; Engström-Öst et al., 2019). Each province is characterized by a set of baseline conditions, and additionally is affected by seasonal and 'event-scale' variability. On large scales, the transitions between adjacent provinces are often characterized by strong OA gradients. When accompanied by gradients in other environmental factors, such as temperature, nutrients, dissolved oxygen, and food availability, they create the potential for multiple drivers to provoke strong biological responses (Bednaršek et al., 2018).

Planktonic communities likely are some of the most vulnerable to OA and comprise key prey items for larger pelagic and benthic invertebrates, fishes, and marine mammals. Plankton are unevenly distributed across oceanic ecosystems, with their numbers, composition, and survival being highly sensitive and responsive to environmental conditions. Related species often respond differently to OA and other stressors, and have different spatial and temporal dynamics that may substantially affect food availability for larger organisms, and in turn for ecosystem services and seafood resources. Changes in biodiversity and lower and higher trophic level species composition are ultimately dependent upon species vulnerability versus adaptation potential. So far, OA gradients have been used as natural laboratories for detection of sensitive responses across various levels of biological organization.

There is a fundamental need for integration of physical, chemical, and biological data into a biogeographic framework to be able to develop OA-related species-distribution models. The assessment of OA-related impacts is currently limited because synoptic information about species distributions, their physiological limitations, and the physical-chemical characterization of local environments are not always recorded together. More specifically, Habitat Suitability Indices (HSIs) can be used as statistical approaches using multiple regression methods to define an envelope of optimal conditions in which an organism may persist (Bednaršek et al., in review). Continuous Plankton Recorder (CPR) data have been collected over time, and some of them

now represent unique time-series that could be used with gridded products generated by large hydrographic surveys to define species' niches and construct species-distribution models related to prognostic shifts in OA properties. Future CPR studies should add OA sensor measurements to the observational effort.

Large-scale OA gradients in the open ocean represent transition zones where enhanced biodiversity potentially harbors important genetic variability. However, many taxa are difficult to distinguish and identify to the species level, and most can only be identified to higher taxonomic levels in their early life history stages (e.g., as eggs and larvae). Advances in new metagenomic technology (barcoding, eDNA, etc.) will allow for the evaluation of the relationships among community-level biological diversity and physical and chemical ocean parameters, in order to understand responses to OA and enable the establishment of linkages using molecular identification tools for rapid monitoring and assessment of climate change effects on pteropods and other planktonic species in the future (Stepien et al., 2019).

Research Objective 2.5: Research impacts on lower trophic levels in oligotrophic waters

Biological and biogeochemical studies on hydrographic surveys can delineate biological responses to OA gradients across biogeographic province boundaries in the open ocean (in coordination with *Pacific Islands Region Chapter 6 Research Objective 6.4*).

Action 2.5.1: Utilize Bongo and Continuous Plankton Recorder tows during OA cruises to determine the biological impacts of OA and other stressors on planktonic communities.

Action 2.5.2: Develop statistical tools for assessing the impacts of OA and other stressors on marine organisms.

Action 2.5.3: Develop biogeochemical and phylogenetic tools for assessing impacts of OA and other stressors on marine organisms.



Humpback whale fluke spotted off the northern California coast. Credit: Richard Feely/NOAA

Research Objective 2.6: Research impact of OA on highly migratory species

Migratory species, including fishes, squids, and marine mammals are dependent on some OA-sensitive species as food. Analyses of species compositions and their food chains *in situ* and in lab experiments will help predict OA effects (in coordination with *Pacific Islands Region Chapter 6 Research Objective 6.5*).

Action 2.6.1: Develop biogeochemical tools for assessing the impacts of OA and other stressors on higher-level taxonomic groups.

Human Dimensions in the Open Ocean Region

The impacts of OA on marine ecosystems in the open ocean will likely have negative effects on ecosystem services, marine resources, and the human communities that depend on them for their livelihoods, subsistence, and social and cultural continuity (Cooley & Doney, 2009; Cooley et al., 2012, 2016; Gattuso et al., 2015; Hoegh-Guldberg et al., 2017; Leong et al., 2019). A high priority in the open ocean is identifying and projecting the effects of OA on marine resource-reliant industries, local fisheries, and human communities, and developing ecosystem-based fisheries management systems that are driven by OA-informed environmental, ecological, and socioeconomic considerations.

Much of the focus of OA impacts are in coastal regions where humans directly rely on resources such

as fisheries, and natural barriers such as reefs providing storm protection. However, open ocean forcing affects these coastal resources. For example, climate variability such as El Niño Southern Oscillation and large-scale extreme events such as the northeast Pacific marine heatwave of 2014-2016 have direct impacts on coastal resources and coral reefs (Di Lorenzo & Mantua, 2016; Kleypas et al., 2015; Peterson et al., 2017; Sanford et al., 2019). Improved global projections of OA combined with warming and sea level rise are also necessary for informing coastal zone managers and policymakers. The connections between open ocean events and the coastal zone must be better understood to project OA impacts.

Another critical open ocean process that could be impacted by OA is the biological pump (Passow & Carlson, 2012; Boyd et al., 2019). Additional research and model development are needed to understand how ocean warming and OA will affect the ability of the biological pump to sequester carbon, which is necessary for predicting future atmospheric CO₂ concentrations and the resulting carbon cycle changes.

An important objective to mitigating future OA impacts will be securing coordinated national and international investments to develop effective adaptation strategies and solutions for affected communities. Metrics of impact due to changes in open ocean forcing and processes will be required for decision-makers to understand how effective local adaptation strategies can be in the face of global ocean and climate change. These impacts must be effectively communicated to decision-makers and the public to describe potential OA impacts to environmental, biological, economic, and social systems. Open ocean researchers should pursue efforts to create visualization and educational products and outreach resources targeting diverse stakeholders to promote understanding and awareness of OA.

Research Objective 2.7: Assess direct and indirect effects of OA on communities

Coupling open ocean forcing, coastal environmental and ecological dynamics, and human-use sec-

tors in ecosystem models will support assessment of OA impacts on marine resource-reliant industries and communities, including impacts to human well-being and ecosystem services (in coordination with *Pacific Islands Region Chapter 6 Research Objective 6.7*).

Action 2.7.1: Identify relationships among key social, cultural, and economic drivers to biophysical, fishery, and ecosystem parameters along the open ocean to coastal continuum to predict potential responses from future OA scenarios.

Action 2.7.2: Create regional economic impact and behavioral models for marine resource-reliant industries that include open ocean forcing to inform consideration of benefits and costs of alternative management strategies to mitigate impacts from OA.

Action 2.7.3: Develop management objectives related to human-use sectors, ecosystem services, and well-being, and derive indicators to monitor effectiveness of management strategies.

References

[INTRO] = Introduction;

[NAT] = National Ocean & Great Lakes;

[OO] = Open Ocean Region;

[AK] = Alaska Region;

[ARC] = Arctic Region;

[WC] = West Coast Region;

[PAC] = U.S. Pacific Islands Region;

[SAG] = Southeast Atlantic & Gulf of Mexico Region;

[FLC] = Florida Keys and Caribbean Region;

[MAB] = Mid-Atlantic Bight Region;

[NE] = New England Region;

[GL] = Great Lakes Region

Aguilera, S. E., Cole, J., Finkbeiner, E. M., Le Cornu, E., Ban, N. C., Carr, M. H., et al. (2015). Managing small-scale commercial fisheries for adaptive capacity: insights from dynamic social-ecological drivers of change in Monterey Bay. *PLoS ONE*, 10(3), e0118992. <https://doi.org/10.1371/journal.pone.0118992> [WC]

Ainsworth, C. H., Samhouri, J. F., Busch, D. S., Chueng, W. W. L., Dunne, J., & Okey, T. A. (2011). Potential impacts of climate change on northeast Pacific marine fisheries and food webs. *ICES Journal of Marine Science*, 68(6), 1217–1229. [WC]

Alin, S., Brainard, R., Price, N., Newton, J., Cohen, A., Peterson, W., et al. (2015). Characterizing the natural system: Toward sustained, integrated coastal ocean acidification observing networks to facilitate resource management and decision support. *Oceanography*, 28(2), 92–107. [WC]

Alvarez-Filip, L., Dulvy, N. K., Gill, J. A., Cote, I. M., & Watkinson, A. R. (2009). Flattening of Caribbean coral reefs: region-wide declines in architectural complexity. *Proceedings of the Royal Society B*, 276(1669), 3019–3025. <https://doi.org/10.1098/rspb.2009.0339> [FLC]

AMAP (2013). AMAP Assessment 2013: Arctic Ocean Acidification. Oslo, Norway: Arctic Monitoring and Assessment Programme (AMAP). 99 pp. [ARC]

AMAP (2018). AMAP Assessment 2018: Arctic Ocean Acidification. Tromsø, Norway: Arctic Monitoring and Assessment Programme (AMAP), 187 pp. [ARC]

American Sportfishing Association (2013). American Sportfishing in America: An Economic Force for Conservation, Alexandria, VA. Retrieved from http://asafishing.org/uploads/2011_ASASportfishing_in_America_Report_January_2013.pdf [GL]

Anderson, D. M., Hoagland, P., Kaoru, Y., & White, A. W. (2000). Estimated annual economic impacts from harmful algal blooms (HABs) in the United States. (No. WHOI-2000-11). Norman, OK: National Oceanic and Atmospheric Administration, National Severe Storms Laboratory. [SAG]

Anderson, L. G., Tanhua, T., Björk, G., Hjalmarsson, S., Jones, E. P., Jutterström, S., et al. (2010). Arctic ocean shelf-basin interaction: An active continental shelf CO₂ pump and its impact on the degree of calcium carbon solubility. *Deep Sea Research Part I*, 57(7), 869–879. <https://doi.org/10.1016/j.dsr.2010.03.012>. [ARC]

Azetsu-Scott, K., Clarke, A., Falkner, K., Hamilton, J., Jones, E. P., Lee, C., et al. (2010). Calcium carbonate saturation states in the waters of the Canadian Arctic Archipelago and the Labrador Sea. *Journal of Geophysical Research*, 115, C11021. <https://doi.org/10.1029/2009JC005917> [ARC]

Barange, M., Merino, G., Blanchard, J. L., Scholtens, J., Harle, J., Allison, E. A., et al. (2014). Impacts of climate change on marine ecosystem production in societies dependent on fisheries. *Nature Climate Change*, 4, 211–216. <https://doi.org/10.1038/NCLIMATE2119> [AK]

Barange, M., Bahri, T., Beveridge, M. C. M., Cochrane, K. L., Funge-Smith, S., & Poulain, F. (Eds.) (2018). Impacts of climate change on fisheries and aquaculture: Synthesis of current knowledge, adaptation and mitigation options. *FAO Fisheries and Aquaculture Technical Paper*,

627. Rome, Italy: Food and Agricultural Organization of the United Nations, 628 pp. [AK]
- Bargu, S., White, J. R., Li, C., Czubakowski, J., & Fulweiler, R. W. (2011). Effects of freshwater input on nutrient loading, phytoplankton biomass, and cyanotoxin production in an oligohaline estuarine lake. *Hydrobiologia*, 661(1), 377–389. <https://doi.org/10.1007/s10750-010-0545-8> [SAG]
- Barkley, H. C., Cohen, A. L., Golbuu, Y., Starczak, V. R., DeCarlo, T. M., & Shamberger, K. E. (2015). Changes in coral reef communities across a natural gradient in seawater pH. *Science Advances*, 1(5), e1500328. <https://doi.org/10.1126/sciadv.1500328> [INTRO]
- Barton, A., Hales, B., Waldbusser, G. G., Langdon, C., & Feely, R.A. (2012). The Pacific oyster, *Crassostrea gigas*, shows negative correlation to naturally elevated carbon dioxide levels: Implications for near-term ocean acidification effects. *Limnology and Oceanography*, 57, 698–710. <https://doi.org/10.4319/lo.2012.57.3.0698> [WC]
- Barton, A., Waldbusser, G. G., Feely, R. A., Weisberg, S. B., Newton, J. A., Hales, B., et al. (2015). Impacts of coastal acidification on the Pacific Northwest shellfish industry and adaptation strategies implemented in response. *Oceanography*, 28(2), 146–159. <https://doi.org/10.5670/oceanog.2015.38> [WC]
- Bates, N. R. (2015). Assessing ocean acidification variability in the Pacific-Arctic Region as part of the Russian-American Long-term Census of the Arctic (RUSALCA). *Oceanography*, 28(3), 36–45. <https://doi.org/10.5670/oceanog.2015.56> [ARC]
- Bates, N. R., & Mathis, J. T. (2009). The Arctic Ocean marine carbon cycle: Evaluation of air-sea CO₂ exchanges, ocean acidification impacts, and potential feedbacks. *Biogeosciences*, 6, 2433–2459. <https://doi.org/10.5194/bg-6-2433-2009> [ARC]
- Bates, N. R., Cai, W.-J., & Mathis, J. T. (2011). The ocean carbon cycle in the western Arctic Ocean: Distributions and air-sea fluxes of carbon dioxide. *Oceanography*, 34(3), 186–201. [ARC]
- Bates, N. R., Astor, Y. M., Church, M. J., Currie, K., Dore, J. E., González-Dávila, M., et al. (2014a). A time-series view of changing ocean chemistry due to ocean uptake of anthropogenic CO₂ and ocean acidification. *Oceanography*, 27, 126–141. <https://doi.org/10.5670/oceanog.2014.16> [OO][PAC]
- Bates, N. R., Garley, R., Frey, K. E., Shake, K. L., & Mathis, J. T. (2014b). Sea-ice melt CO₂-carbonate chemistry in the western Arctic Ocean: meltwater contributions to air-sea CO₂ gas exchange, mixed-layer properties, and rates of net community production under sea ice. *Biogeosciences*, 11, 6769–6789. <https://doi.org/10.5194/bg-11-6769-2014> [ARC]
- Bauer, M., Hoagland, P., Leschine, T. M., Blount, B. G., Pomeroy, C. M., Lampl, L. L., et al. (2010). The importance of human dimensions research in managing harmful algal blooms. *Frontiers in Ecology and the Environment*, 8(2), 75–83. <https://doi.org/10.1890/070181> [GL]
- Baumann, H. (2019). Experimental assessments of marine species sensitivities to ocean acidification and co-stressors: How far have we come? *Canadian Journal of Zoology*, 97(5), 399–408. <https://doi.org/10.1139/cjz-2018-0198> [NE]
- Baumann, H., Talmage, S. C., & Gobler, C. J. (2012). Reduced early life growth and survival in a fish in direct response to increased carbon dioxide. *Nature Climate Change*, 2(1), 38–41. <https://doi.org/10.1038/nclimate1291> [NE]
- Beare, D., McQuatters-Gollop, A., van der Hammen, T., Machiels, M., Teoh, S. J., & Hall-Spencer, J. M. (2013). Long-term trends in calcifying plankton and pH in the North Sea. *PLoS ONE*, 8, e61175. <https://doi.org/10.1371/journal.pone.0061175> [INTRO]
- Bednaršek, N., & Ohman, M. (2015). Changes in pteropod distributions and shell dissolution across a frontal system in the California Current System. *Marine Ecology Progress Series*, 523, 93–103. <https://doi.org/10.3354/meps11199> [WC]
- Bednaršek, N., Feely, R. A., Reum, J. C. P., Peterson, B., Menkel, J., Alin, S. R., & Hales, B. (2014). *Limacina helicina* shell dissolution as an indicator of declining habitat suitability owing to ocean acidification in the California Current Ecosystem. *Proceedings of the Royal Society B: Biological Sciences*, 281(1785), 20140123. <https://doi.org/10.1098/rspb.2014.0123> [OO][WC]
- Bednaršek, N., Harvey, C. J., Kaplan, I. C., Feely, R. A., & Možina, J. (2016). Pteropods on the edge: Cumulative effects of ocean acidifica-

- tion, warming, and deoxygenation. *Progress in Oceanography*, 145, 1–24. <https://doi.org/10.1016/j.pocean.2016.04.002> [WC]
- Bednaršek, N., Feely, R. A., Tolimieri, N., Hermann, A. J., Siedlecki, S. A., Waldbusser, G. G., et al. (2017a). Exposure history determines pteropod vulnerability to ocean acidification along the US West Coast. *Scientific Reports*, 7(1), 4526. <https://doi.org/10.1038/s41598-017-03934-z> [OO][WC]
- Bednaršek, N., Klinger, T., Harvey, C. J., Weisberg, S., McCabe, R. M., Feely, R. A., et al. (2017b). New ocean, new needs: Application of pteropod shell dissolution as a biological indicator for marine resource management. *Ecological Indicators*, 76, 240–244. [INTRO][WC]
- Bednaršek, N., Feely, R. A., Beck, M. W., Glippa, O., Kanerva, M., & Engström-Öst, J. (2018). El Niño-related thermal stress coupled with upwelling-related ocean acidification negatively impacts cellular to population-level responses in pteropods along the California Current System with implications for increased bioenergetic costs. *Frontiers in Marine Science*, 5, 486. <https://doi.org/10.3389/fmars.2018.00486> [OO][WC]
- Bednaršek, N., Feely, R. A., Howes, E. L., Hunt, B. P. V., Kessouri, F., León, P., et al. (2019). Systematic review and meta-analysis toward synthesis of thresholds of ocean acidification impacts on calcifying pteropods and interactions with warming. *Frontiers in Marine Science*, 6, 227. <https://doi.org/10.3389/fmars.2019.00227> [WC]
- Bednaršek, N., Feely, R. A., Beck, M. W., Alin, S. R., Siedlecki, S. A., Calosi, P., et al. (2020). Exoskeleton dissolution with mechanoreceptor damage in larval Dungeness crab related to severity of present-day ocean acidification vertical gradients. *Science of the Total Environment*, 716, 136610. <https://doi.org/10.1016/j.scitotenv.2020.136610> [WC]
- Bednaršek, N., Carter, B. R., McCabe, R. M., Feely, R. A., Chavez, F. P., Elliott, M., et al. (in review). Rapid and persistent pelagic gastropods collapse due to extreme climatic events and ocean acidification. Submitted to *Nature Communications*. [OO]
- Beletsky, D., & Schwab, D. (2008). Climatological circulation in Lake Michigan. *Geophysical Research Letters*, 35(21), L21604. <https://doi.org/10.1029/2008GL035773> [GL]
- Bennett, N. J. (2019). Marine social science for the peopled seas. *Coastal Management*, 47(2), 244–253. <https://doi.org/10.1080/08920753.2019.1564958> [PAC]
- Bennett, N. J., Blythe, J., Tyler, S., & Ban, N. C. (2016). Communities and change in the anthropocene: Understanding social-ecological vulnerability and planning adaptations to multiple interacting exposures. *Regional Environmental Change*, 16(4), 907–926. [WC]
- Bennington, V., McKinley, G. A., Kimura, N., & Wu, C. H. (2010). General circulation of Lake Superior: Mean, variability, and trends from 1979 to 2006. *Journal of Geophysical Research: Oceans*, 115(C12), C12015. <https://doi.org/10.1029/2010JC006261> [GL]
- Bennington, V., McKinley, G. A., Urban, N. R., & McDonald, C. P. (2012). Can spatial heterogeneity explain the perceived imbalance in Lake Superior's carbon budget? A model study. *Journal of Geophysical Research: Biogeosciences*, 117(G3), G03020. <https://doi.org/10.1029/2011JG001895> [GL]
- Benthuisen, J., Thomas, L. N., & Lentz, S. J. (2015). Rapid generation of upwelling at a shelf break caused by buoyancy shutdown. *Journal of Physical Oceanography*, 45(1), 294–312. [MAB]
- Bercel, T. L., & Kranz, S. A. (2019). Insights into carbon acquisition and photosynthesis in *Karenia brevis* under a range of CO₂ concentrations. *Progress in Oceanography*, 172, 65–76. <https://doi.org/10.1016/j.pocean.2019.01.011> [SAG]
- Berman, M., & Schmidt, J. I. (2019). Economic effects of climate change in Alaska. *Weather, Climate, and Society*, 11, 245–258. <https://doi.org/10.1175/WCAS-D-18-0056.1> [ARC]
- Bignami, S., Enochs, I. C., Manzello, D. P., Sponaugle, S., & Cowen, R. K. (2013). Ocean acidification alters the otoliths of a pantropical fish species with implications for sensory function. *Proceedings of the National Academy of Sciences USA*, 110(18), 7366–7370. <https://doi.org/10.1073/pnas.1301365110> [FLC]
- Bishop, R. C., Chapman, D. J., Kanninen, B. J., Krosnick, J. A., Leeworthy, B., & Meade, N. F. (2011). Total economic value for protecting and restoring Hawaiian coral reef ecosystems: Final report. NOAA Technical Memorandum CRCP 16. NOAA Office of National Marine Sanctuaries, Office of Response and Restoration, and Coral Reef Conservation Program. 406 pp. [PAC]

- Bluhm, B. A., Iken, K., Mincks, S. L., Sirneko, B. I., & Holladay, B. A. (2009). Community structure of epibenthic megafauna in the Chukchi Sea. *Aquatic Biology*, 7, 269–293. <https://doi.org/10.3354/ab00198> [ARC]
- Boehme, S. E., Sabine, C. L., & Reimers, C. E. (1998). CO₂ fluxes from a coastal transect: A time-series approach. *Marine Chemistry*, 63(1-2), 49–67. [MAB]
- Boulais, M., Chenevert, K. J., Demey, A. T., Darrow, E. S., Robison, M. R., Roberts, J. P., & Volety, A. (2017). Oyster reproduction is compromised by acidification experienced seasonally in coastal regions. *Scientific Reports*, 7(1), 13276. <https://doi.org/10.1038/s41598-017-13480-3> [MAB]
- Boyd, P. W., Claustre, H., Levy, M., Siegel, D. A., & Weber, T. (2019). Multi-faceted particle pumps drive carbon sequestration in the ocean. *Nature*, 568, 327–335. <https://doi.org/10.1038/s41586-019-1098-2> [OO]
- Brainard, R. E., Oliver, T., McPhaden, M. J., Cohen, A., Venegas, R., Heenan, A., et al. (2018). Ecological impacts of the 2015/16 El Niño in the central equatorial Pacific. *Bulletin of the American Meteorological Society*, 99(1), S21–S26. <https://doi.org/10.1175/BAMS-D-17-0128.1> [PAC]
- Brander, L., & van Beukering, P. (2013). *The Total Economic Value of US Coral Reefs: A Review of the Literature*. Silver Spring, MD: NOAA Coral Reef Conservation Program, N/OCRM. [PAC]
- Breitburg, D. L., Salisbury, J., Bernhard, J. M., Cai, W.-J., Dupont, S., Doney, S. C., et al. (2015). And on top of all that... Coping with ocean acidification in the midst of many stressors. *Oceanography*, 28, 48–61. <https://doi.org/10.5670/oceanog.2015.31> [AK][ARC]
- Breslow, S. J., Sojka, B., Barnea, R., Basurto, X., Carothers, C., Charnley, S., et al. (2016). Conceptualizing and operationalizing human wellbeing for ecosystem assessment and management. *Environmental Science & Policy*, 66, 250–259. <https://doi.org/10.1016/j.envsci.2016.06.023> [WC]
- Bresnahan, P. J., Martz, T. R., Takeshita, Y., Johnson, K. S., & LaShomb, M. (2014). Best practices for autonomous measurement of seawater pH with the Honeywell Durafet. *Methods in Oceanography*, 9, 44–60. <https://doi.org/10.1016/J.MIO.2014.08.003> [WC]
- Bricker, S. B., Longstaff, B., Dennison, W., Jones, A., Boicourt, K., Wicks, C., & Woerner, J. (2008). Effects of nutrient enrichment in the nation's estuaries: A decade of change. *Harmful Algae*, 8(1), 21–32. [MAB]
- Brooke, S., Watts, M., Heil, A., Rhode, M., Mienis, F., Duineveld, G., et al. (2017). Distributions and habitat associations of deep-water corals in Norfolk and Baltimore Canyons, Mid-Atlantic Bight, USA. *Deep Sea Research Part II: Topical Studies in Oceanography*, 137, 131–147. <https://doi.org/10.1016/j.dsr2.2016.05.008> [MAB]
- Buckler, D. R., Mehrle, P. M., Cleveland, L., & Dwyer, F. J. (1987). Influence of pH on the toxicity of aluminium and other inorganic contaminants to East Coast striped bass. *Water, Air, and Soil Pollution*, 35(1-2), 97–106. [GL]
- Buitenhuis, E. T., Le Quéré, C., Bednaršek, N., & Schiebel, R. (2019). Large contribution of pteropods to shallow CaCO₃ export. *Global Biogeochemical Cycles*, 33, 458–468. <https://doi.org/10.1029/2018GB006110> [OO]
- Busch, D. S., & McElhany, P. (2016). Estimates of the direct effect of seawater pH on the survival rate of species groups in the California Current Ecosystem. *PLoS ONE*, 11(8), e0160669. <https://doi.org/10.1371/journal.pone.0160669> [WC]
- Busch, D. S., & McElhany, P. (2017). Using mineralogy and higher-level taxonomy as indicators of species sensitivity to pH: A case-study of Puget Sound. *Elementa*, 5, 53. <https://doi.org/10.1525/elementa.245> [WC]
- Busch, D. S., Harvey, C. J., & McElhany, P. (2013). Potential impacts of ocean acidification on the Puget Sound food web. *ICES Journal of Marine Science*, 70(4), 823–833. <https://doi.org/10.1093/icesjms/fst061> [INTRO][WC]
- Busch, D. S., Maher, M., Thibodeau, P., & McElhany, P. (2014). Shell condition and survival of Puget Sound pteropods are impaired by ocean acidification conditions. *PLoS ONE*, 9(8), e105884. <https://doi.org/10.1371/journal.pone.0105884> [INTRO][WC]
- Busch, D. S., Bennett-Mintz, J., Armstrong, C. T., Jewett, L., Gledhill, D., & Ombres, E. (2018). NOAA Ocean Acidification Program: Taking Stock and Looking Forward, A summary of the 2017 Principal Investigator's Meeting. U.S. Department of Commerce, NOAA Technical

Memorandum OAR-OAP-1, 52 pp. [INTRO]

- Bushinsky, S. M., Takeshita, Y., & Williams, N. L. (2019). Observing changes in ocean carbonate chemistry: Our autonomous future. *Current Climate Change Reports*, 5, 207–220. <https://doi.org/10.1007/s40641-019-00129-8> [OO]
- Byrne, R. H., Mecking, S., Feely, R. A., & Liu, X. (2010). Direct observations of basin-wide acidification of the North Pacific Ocean. *Geophysical Research Letters*, 37, L02601. <https://doi.org/10.1029/2009GL040999> [OO]
- CAFF (2013). Arctic Biodiversity Assessment. Status and Trends in Arctic Biodiversity. Conservation of Arctic Flora and Fauna, Akureyri. Retrieved from <https://www.caff.is/assessment-series/arctic-biodiversity-assessment> [ARC]
- Cai, W.-J., Hu, X., Huang, W.-J., Murrell, M. C., Lehner, J. C., Lohrenz, S. E., et al. (2011). Acidification of subsurface coastal waters enhanced by eutrophication. *Nature Geoscience*, 4(11), 766–770. <https://doi.org/10.1038/ngeo1297> [SAG][MAB]
- Caldeira, K., & Wickett, M. E. (2003). Anthropogenic carbon and ocean pH. *Nature*, 425, 365. [INTRO]
- Calvo, L. (2018). *New Jersey Shellfish Aquaculture Situation and Outlook Report 2016 Production Year*, New Jersey Sea Grant Publication #18-931. Retrieved (September 2019) from <http://njseagrant.org/new-jersey-shellfish-aquaculture-situation-outlook-report-new/> [MAB]
- Carmack, E. C., Yamamoto-Kawai, M., Haine, T. W. N., Baron, S., Bluhm, B. A., Lique, C., et al. (2016). Freshwater and its role in the Arctic Marine System: Sources, disposition, storage, export, and physical and biogeochemical consequences in the Arctic and global oceans. *Journal of Geophysical Research—Biogeosciences*, 121(3), 675–717. <https://doi.org/10.1002/2015JG003140> [ARC]
- Caron, D. A., & Hutchins, D. A. (2012). The effects of changing climate on microzooplankton grazing and community structure: Drivers, predictions and knowledge gaps. *Journal of Plankton Research*, 35(2), 235–252. <https://doi.org/10.1093/plankt/fbs091> [SAG]
- Carter, B. R., Frölicher, T. L., Dunne, J. P., Rodgers, K. B., Slater, R. D., & Sarmiento, J. L. (2016). When can ocean acidification impacts be detected from decadal alkalinity measurements?. *Global Biogeochemical Cycles*, 30, 595–612. <https://doi.org/10.1002/2015GB005308> [OO]
- Carter, B. R., Feely, R. A., Mecking, S., Cross, J. N., Macdonald, A. M., Siedlecki, S. A., et al. (2017). Two decades of Pacific anthropogenic carbon storage and OA along Global Ocean Ship-based Hydrographic Investigations Program sections P16 and P02. *Global Biogeochemical Cycles*, 31(2), 306–327. <https://doi.org/10.1002/2016GB005485> [OO][AK]
- Carter, B. R., Feely, R. A., Wanninkhof, R., Kouketsu, S., Sonnerup, R. E., Pardo, P. C., et al. (2019a). Pacific anthropogenic carbon between 1991 and 2017. *Global Biogeochemical Cycles*, 33(5), 597–617. <https://doi.org/10.1029/2018GB006154> [OO][WC] [AK]
- Carter, B. R., Williams, N. L., Evans, W., Fassbender, A. J., Barbero, L., Hauri, C., et al. (2019b). Time of detection as a metric for prioritizing between climate observation quality, frequency, and duration. *Geophysical Research Letters*, 46(7), 3853–3861. <https://doi.org/10.1029/2018GL080773> [WC]
- Chambers, R. C., Candelmo, A., Habeck, E., Poach, M., Wieczorek, D., Cooper, K., et al. (2014). Effects of elevated CO₂ in the early life stages of summer flounder, *Paralichthys dentatus*, and potential consequences of ocean acidification. *Biogeosciences*, 11(6), 1613–1626. [MAB][NE]
- Chan, F., Barth, J. A., Blanchette, C. A., Byrne, R. H., Chavez, F., Cheriton, O., et al. (2017). Persistent spatial structuring of coastal ocean acidification in the California Current System. *Scientific Reports*, 7, 2526. <https://doi.org/10.1038/s41598-017-02777-y> [WC]
- Chapra, S. C., Dove, A., & Warren, G. J. (2012). Long-term trends of Great Lakes major ion chemistry. *Journal of Great Lakes Research*, 38(3), 550–560. [GL]
- Chavez, F. P., Pennington, J. T., Michisaki, R. P., Blum, M., Chavez, G. M., Friederich, J., et al. (2017) Climate variability and change: Response of a coastal ocean ecosystem. *Oceanography*, 30(4), 128–145. <https://doi.org/10.5670/oceanog.2017.429> [WC]
- Chen, C.-T. A., Wei, C.-L., & Rodman, M. R. (1985). Carbonate chemistry of the Bering Sea. Report no. DOE/EV/10611-5; Contract no.: DOE-AT06-81EV10611. Washington, D.C.: U.S. Department of Energy, Office of Energy Research, Office of

- Basic Energy Sciences, Carbon Dioxide Research Division. [ARC]
- Chen, S., Hu, C., Barnes, B. B., Wanninkhof, R., Cai, W.-J., Barbero, L., & Pierrot, D. (2019). A machine learning approach to estimate surface ocean $p\text{CO}_2$ from satellite measurements. *Remote Sensing of Environment*, 228, 203–226. <https://doi.org/10.1016/j.rse.2019.04.019> [SAG]
- Chesapeake Bay Foundation (2020). The State of the Bay's Oyster Fishery. Retrieved from <https://www.cbf.org/issues/fisheries/the-state-of-todays-oyster-fishery.html>. [MAB]
- CITES (2003). Progress on the implementation of the review of significant trade (phases IV and V). Report to the Nineteenth Meetings of the CITES Animals Committee. AC19 Doc. 8.3. Convention on International Trade in Endangered Species [FLC]
- Clark, H. R., & Gobler, C. J. (2016). Diurnal fluctuations in CO_2 and dissolved oxygen concentrations do not provide a refuge from hypoxia and acidification for early-life-stage bivalves. *Marine Ecology Progress Series*, 558, 1–14. <https://doi.org/10.3354/meps11852> [MAB]
- Claudi, R., Graves, A., Taraborelli, A. C., Prescott, R. J., & Mastitsky, S. E. (2012). Impact of pH on survival and settlement of dreissenid mussels. *Aquatic Invasions*, 7(2), 21–28. <https://doi.org/10.3391/ai.2012.7.1.003> [GL]
- Clements, J. C., & Chopin, T. (2017). Ocean acidification and marine aquaculture in North America: Potential impacts and mitigation strategies. *Reviews in Aquaculture*, 9(4), 326–341. [MAB] [NE]
- Clements, J. C., & Hunt, H. L. (2014). Influence of sediment acidification and water flow on sediment acceptance and dispersal of juvenile soft-shell clams (*Mya arenaria* L.). *Journal of Experimental Marine Biology and Ecology*, 453, 62–69. [MAB][NE]
- Clements, J. C., & Hunt, H. L. (2015). Marine animal behaviour in a high CO_2 ocean. *Marine Ecology Progress Series*, 536, 259–279. <https://doi.org/10.3354/meps11426> [AK]
- Clements, J. C., & Hunt, H. L. (2018). Testing for sediment acidification effects on within-season variability in juvenile soft-shell clam (*Mya arenaria*) abundance on the northern shore of the Bay of Fundy. *Estuaries and Coasts*, 41(2), 471–483. [INTRO][NE]
- Coffey, W. D., Nardone, J. A., Yarram, A., Long, W. C., Swiney, K. M., Foy, R. J., & Dickinson, G. H. (2017). Ocean acidification leads to altered micromechanical properties of the mineralized cuticle in juvenile red and blue king crabs. *Journal of Experimental Marine Biology and Ecology*, 495, 1–12. <https://doi.org/10.1016/j.jembe.2017.05.011> [AK]
- Colburn, L. L., Jepson, M., Weng, C., Seara, T., Weiss, J., & Hare, J. A. (2016). Indicators of climate change and social vulnerability in fishing dependent communities along the Eastern and Gulf Coasts of the United States. *Marine Policy*, 74, 323–333. [NE]
- Cooley, S. R., & Doney, S. C. (2009). Anticipating ocean acidification's economic consequences for commercial fisheries. *Environmental Research Letters*, 4, 024007. <https://doi.org/10.1088/1748-9326/4/2/024007> [OO] [PAC]
- Cooley, S. R., Lucey, N., Kite-Powell, H. L., & Doney, S. C. (2012). Nutrition and income from molluscs today imply vulnerability to ocean acidification tomorrow. *Fish and Fisheries*, 13, 182–215. <https://doi.org/10.1111/j.1467-2979.2011.00424.x> [OO]
- Cooley, S. R., Rheuban, J., Hart, D., Luu, V., Glover, D., Hare, J., & Doney, S. (2015). An integrated assessment model for helping the United States sea scallop (*Placopecten magellanicus*) fishery plan ahead for ocean acidification and warming. *PLoS ONE*, 10(5), e0124145. <https://doi.org/10.1371/journal.pone.0124145> [NE]
- Cooley, S. R., Ono, C. R., Melcer, S., & Roberson, J. (2016). Community-level actions that can address ocean acidification. *Frontiers in Marine Science*, 2, 128. <https://doi.org/10.3389/fmars.2015.00128> [OO]
- Cooper, H. L., Potts, D. C., & Paytan, A. (2016). Effects of elevated $p\text{CO}_2$ on the survival, growth, and moulting of the Pacific krill species, *Euphausia pacifica*. *ICES Journal of Marine Science*, 74(4), 1005–1012. <https://doi.org/10.1093/icesjms/fsw021> [ARC]
- Crane, K., & Ostrovskiy, A. (2015). Russian-American Long-Term Census of the Arctic: RUSALCA. *Oceanography*, 28(3), 18–23. <https://doi.org/10.5670/oceanog.2015.54> [ARC]
- Crook, E. D., Cohen, A. L., Rebolledo-Vieyra, M.,

- Hernandez, L., & Paytan, A. (2013). Reduced calcification and lack of acclimatization by coral colonies growing in areas of persistent natural acidification. *Proceedings of the National Academy of Sciences USA*, *110*, 11044–11049. <https://doi.org/10.1073/pnas.1301589110> [FLC]
- Cross, J. N., Mathis, J. T., Bates, N. R., & Byrne, R. H. (2013). Conservative and non-conservative variations of total alkalinity on the southeastern Bering Sea shelf. *Marine Chemistry*, *154*, 100–112. <https://doi.org/10.1016/j.marchem.2013.05.012> [AK]
- Cross, J. N., Mathis, J. T., Lomas, M. W., Moran, S. B., Baumann, M. S., Shull, D. H., et al. (2014). Integrated assessment of the carbon budget in the southeastern Bering Sea. *Deep Sea Research Part II*, *109*, 112–124. <https://doi.org/10.1016/j.dsr2.2014.03.003> [AK]
- Cross, J. N., Mordy, C. W., Tabisola, H. M., Meining, C., Cokelet, E. D., & Stabeno, P. J. (2016). Innovative technology development for Arctic Exploration. *Oceans 2015*, MTS-IEEE Washington, D.C. <https://doi.org/10.23919/OCEANS.2015.7404632> [ARC]
- Cross, J. N., Mathis, J. T., Pickart, R. S., & Bates, N. R. (2018). Formation and transport of corrosive water in the Pacific Arctic region. *Deep-Sea Research Part II*, *152*, 67–81. <https://doi.org/10.1016/j.dsr2.2018.05.020> [ARC]
- Cyronak, T., Santos, I. R., & Eyre, B. D. (2013). Permeable coral reef sediment dissolution driven by elevated $p\text{CO}_2$ and pore water advection. *Geophysical Research Letters*, *40*(18), 4876–4881. <https://doi.org/10.1002/grl.50948> [FLC]
- Cyronak, T., Andersson, A. J., Langdon, C., Albright, R., Bates, N. R., Caldeira, K., et al. (2018). Taking the metabolic pulse of the world's coral reefs. *PLoS ONE*, *13*(1), e0190872. <https://doi.org/10.1371/journal.pone.0190872> [FLC]
- Darnis, G., Barber, D. G., & Fortier, L. (2008). Sea ice and the onshore-offshore gradient in pre-winter zooplankton assemblages in southeastern Beaufort Sea. *Journal of Marine Systems*, *74*(3-4), 994–1011. <https://doi.org/10.1016/j.jmarsys.2007.09.003> [ARC]
- Davis, C. V., Rivest, E. B., Hill, T. M., Gaylord, B., Russell, A. D., & Sanford, E. (2017). Ocean acidification compromises a planktic calcifier with implications for global carbon cycling. *Scientific Reports*, *7*(1), 2225. <https://doi.org/10.1038/s41598-017-01530-9> [WC]
- DeCarlo, T. M., Cohen, A. L., Barkley, H. C., Cobban, Q., Young, C., Shamberger, K. E., et al. (2015). Coral macrobioerosion is accelerated by OA and nutrients. *Geology*, *43*(1), 7–10. <https://doi.org/10.1130/G36147.1> [PAC]
- de Moel, H., Ganssen, G. M., Peeters, F. J. C., Jung, S. J. A., Kroon, D., Brummer, G. J. A., & Zeebe, R. E. (2009). Planktic foraminiferal shell thinning in the Arabian Sea due to anthropogenic ocean acidification? *Biogeosciences*, *6*, 1917–1925. [INTRO]
- Dery, A., Collard, M., & Dubois, P. (2017). Ocean acidification reduces spine mechanical strength in euechinoid but not in cidaroid sea urchins. *Environmental Science & Technology*, *51*(7), 3640–3648. <https://doi.org/10.1021/acs.est.6b05138> [FLC]
- De Stasio, B. T., Hill, D. K., Kleinhans, J. M., Nibbelink, N. P., & Magnuson, J. J. (1996). Potential effects of global climate change on small north-temperate lakes: Physics, fish, and plankton. *Limnology and Oceanography*, *41*(5), 1136–1149. [GL]
- DeVries, T. (2014). The oceanic anthropogenic CO_2 sink: Storage, air-sea fluxes, and transports over the industrial era. *Global Biogeochemical Cycles*, *28*, 631–647. <https://doi.org/10.1002/2013GB004739> [OO]
- DeVries, T., Holzer, M., & Primeau, F. (2017). Recent increase in oceanic carbon uptake driven by weaker upper-ocean overturning. *Nature*, *542*(7640), 215–218. <https://doi.org/10.1038/nature21068> [OO]
- De Wit, P., Dupont, S., & Thor, P. (2016). Selection on oxidative phosphorylation and ribosomal structure as a multigenerational response to ocean acidification in the common copepod *Pseudocalanus acuspes*. *Evolutionary Applications*, *9*, 1112–1123. <https://doi.org/10.1111/eva.12335> [ARC]
- Di Lorenzo, E., & Mantua, N. (2016). Multi-year persistence of the 2014/15 North Pacific marine heatwave. *Nature Climate Change*, *6*, 1042–1047. <https://doi.org/10.1038/nclimate3082> [OO]
- Dixon, G. B., Davies, S. W., Aglyamova, G. V., Meyer, E., Bay, L. K., & Matz, M. V. (2015). Genomic determinants of coral heat tolerance across latitudes. *Science*, *348*(6242), 1460–1462.

<https://doi.org/10.1126/science.1261224> [FLC]

- Dore, J. E., Lukas, R., Sadler, D. W., Church, M. J., & Karl, D. M. (2009). Physical and biogeochemical modulation of ocean acidification in the central North Pacific. *Proceedings of the National Academy of Sciences of the United States of America*, 106(30), 12235–12240. <https://doi.org/10.1073/pnas.0906044106> [PAC]
- Duarte, C. M., Hendriks, I. E., Moore, T. S., Olsen, Y. S., & Steckbauer, A. (2013). Is ocean acidification an open-ocean syndrome? Understanding anthropogenic impacts on seawater pH. *Estuaries and Coasts*, 36, 221–236. <https://doi.org/10.1007/s12237-013-9594-3> [FLC]
- Dubik, B. A., Clark, E. C., Young, T., Zigler, S. B. J., Provost, M. M., Pinsky, M. L., & Martin, K. S. (2019). Governing fisheries in the face of change: Social responses to long-term geographic shifts in a US fishery. *Marine Policy*, 99, 243–251. [MAB]
- Duncan, B. E., Higgason, K. D., Suchanek, T. H., Largier, J., Stachowicz, J., Allen, S., et al. (2014). *Ocean Climate Indicators: A Monitoring Inventory and Plan for Tracking Climate Change in the North-central California Coast and Ocean Region*. Report of a Working Group of the Gulf of the Farallones National Marine Sanctuary Advisory Council. Marine Sanctuaries Conservation Series ONMS-14-09. Silver Spring, MD: U.S. Department of Commerce, National Oceanic and Atmospheric Administration, Office of National Marine Sanctuaries. 81 pp. [WC]
- Dunne, J. P., John, J. G., Adcroft, A. J., Griffies, S. M., Hallberg, R. W., Shevliakova, E., et al. (2012a). GFDL's ESM2 global coupled climate-carbon earth system models. Part I: Physical formulation and baseline simulation characteristics. *Journal of Climate*, 25(19), 6646–6665. <https://doi.org/10.1175/JCLI-D-11-00560.1> [OO]
- Dunne, J. P., Hales, B., & Toggweiler, J. R. (2012b). Global calcite cycling constrained by sediment preservation controls. *Global Biogeochemical Cycles*, 26(3), GB3023. <https://doi.org/10.1029/2010GB003935> [OO]
- Dunne, J. P., John, J. G., Shevliakova, E., Stouffer, R. J., Krasting, J. P., Malyshev, S. L., et al. (2013). GFDL's ESM2 global coupled climate-carbon earth system models. Part II: Carbon system formulation and baseline simulation characteristics. *Journal of Climate*, 26(7), 2247–2267. <https://doi.org/10.1175/JCLI-D-12-00150.1> [OO]
- Edwards, P. E. T. (Ed.) (2013). *Summary Report: The Economic Value of U.S. Coral Reefs*. Silver Spring, MD: NOAA Coral Reef Conservation Program. 28 pp. [NAT]
- Ekstrom, J. A., Suatoni, L., Cooley, S. R., Pendleton, L. H., Waldbusser, G. G., Cinner, J. E., et al. (2015). Vulnerability and adaptation of US shellfisheries to ocean acidification. *Nature Climate Change*, 5, 207–214. <https://doi.org/10.1038/nclimate2508> [SAG][MAB][NE]
- Engström-Öst, J., Glippa, O., Feely, R. A., Kanerava, M., Keister, J. E., Alin, S. R., et al. (2019). Eco-physiological responses of copepods and pteropods to ocean warming and acidification. *Scientific Reports*, 9(1), 4748. <https://doi.org/10.1038/s41598-019-41213-1> [OO][WC]
- Enochs, I. C., Manzello, D. P., Carlton, R., Schopmeyer, S., van Hooidek, R., & Lirman, D. (2014). Effects of light and elevated $p\text{CO}_2$ on the growth and photochemical efficiency of *Acropora cervicornis*. *Coral Reefs*, 33, 477–485. <https://doi.org/10.1007/s00338-014-1132-7> [FLC]
- Enochs, I. C., Manzello, D. P., Donham, E. M., Kolodziej, G., Okano, R., Johnston, L., et al. (2015a). Shift from coral to macroalgae dominance on a volcanically acidified reef. *Nature Climate Change*, 5, 1083–1089. <https://doi.org/10.1038/nclimate2758> [INTRO][FLC]
- Enochs, I. C., Manzello, D. P., Carlton, R. D., Graham, D. M., Ruzicka, R., & Colella, M. A. (2015b). Ocean acidification enhances the bioerosion of a common coral reef sponge: implications for the persistence of the Florida Reef Tract. *Bulletin of Marine Science*, 92(2), 271–290. [FLC]
- Enochs, I. C., Manzello, D. P., Kolodziej, G., Noonan, S. H. C., Valentino, L., & Fabricius, K. E. (2016a). Enhanced macroboring and depressed calcification drive net dissolution at high- CO_2 coral reefs. *Proceedings of the Royal Society B: Biological Sciences*, 283(1842), 20161742. <https://doi.org/10.1098/rspb.2016.1742> [PAC][FLC]
- Enochs, I. C., Manzello, D. P., Wirshing, H. H., Carlton, R., Serafy, J. (2016b). Micro-CT analysis of the Caribbean octocoral *Eunicea flexuosa* subjected to elevated $p\text{CO}_2$. *ICES Journal of Marine Science*, 73(3), 910–919. <https://doi.org/10.1093/icesjms/fsv159> [FLC]
- Enochs, I. C., Manzello, D. P., Jones, P. R., Stamates, S. J., & Carsey, T. P. (2019). Seasonal carbon-

- ate chemistry dynamics on southeast Florida coral reefs: Localized acidification hotspots from navigational inlets. *Frontiers in Marine Science*, 6, 160. <https://doi.org/10.3389/fmars.2019.00160> [FLC][SAG]
- Errera, R. M., Yvon-Lewis, S., Kessler, J. D., & Campbell, L. (2014). Responses of the dinoflagellate *Karenia brevis* to climate change: pCO₂ and sea surface temperatures. *Harmful Algae* 37, 110–116. <https://doi.org/10.1016/j.hal.2014.05.012> [SAG]
- Evans, L. S., Hicks, C. C., Fidelman, P., Tobin, R. C., & Perry, A. L. (2013). Future scenarios as a research tool: Investigating climate change impacts, adaptation options and outcomes for the Great Barrier Reef, Australia. *Human Ecology*, 41(6), 841–857. <https://doi.org/10.1007/s10745-013-9601-0> [WC]
- Evans, W., Mathis, J. T., Cross, J. N., Bates, N. R., Frey, K. E., Else, B. G. T., et al. (2015). Sea-air CO₂ exchange in the western Arctic coastal ocean. *Global Biogeochemical Cycles*, 29(8), 1190–1209. <https://doi.org/10.1002/2015GB005153> [ARC]
- Evans, W., Pocock, K., Hare, A., Weekes, C., Hales, B., Jackson, J., et al. (2019). Marine CO₂ patterns in the northern Salish Sea. *Frontiers in Marine Science*, 5, 536. <https://doi.org/10.3389/fmars.2018.00536> [WC]
- Eyre, B. D., Andersson A. J., & Cyronak T. (2014). Benthic coral reef calcium carbonate dissolution in an acidifying ocean. *Nature Climate Change*, 4, 969–976 [FLC]
- Eyre, B. D., Cyronak, T., Drupp, P., De Carlo, E. H., Sachs, J. P., & Andersson, A. J. (2018). Coral reefs will transition to net dissolving before end of century. *Science*, 359, 908–911. [FLC]
- Eyring, V., Bony, S., Meehl, G. A., Senior, C. A., Stevens, B., Stouffer, R. J., & Taylor, K. E. (2016). Overview of the Coupled Model Intercomparison Project Phase 6 (CMIP6) experimental design and organization. *Geoscientific Model Development*, 9, 1937–1958. [OO]
- Fabricius, K. E., Langdon, C., Uthicke, S., Humphrey, C., Noonan, S., De'ath, G., et al. (2011). Losers and winners in coral reefs acclimatized to elevated carbon dioxide concentrations. *Nature Climate Change*, 1, 165–169. <https://doi.org/10.1038/nclimate1122> [FLC]
- Fabry, V. J., Seibel, B. A., Feely, R. A., & Orr, J. C. (2008). Impacts of ocean acidification on marine fauna and ecosystem processes. *ICES Journal of Marine Science*, 65(3), 414–432. <https://doi.org/10.1093/icesjms/fsn048> [INTRO]
- Fabry, V. J., McClintock, J. B., Mathis, J. T., & Grebmeier, J. M. (2009). Ocean acidification at high latitudes: the bellweather. *Oceanography*, 22(4), 160–171. [AK]
- Fall, J. A. (2012). *Subsistence in Alaska – A Year 2010 Update*. Anchorage, AK: Division of Subsistence, Alaska Department of Fish and Game. [AK]
- Fay, G., Link, J. S., & Hare, J. A. (2017). Assessing the effects of ocean acidification in the northeast US using an end-to-end marine ecosystem model. *Ecological Modelling*, 347, 1–10. <https://doi.org/10.1016/j.ecolmodel.2016.12.016> [NE]
- Feely, R. A., Sabine, C. L., Lee, K., Berelson, W., Kleypas, J., Fabry, V. J., & Millero, F. J. (2004). Impact of anthropogenic CO₂ on the CaCO₃ system in the oceans. *Science*, 305(5682), 362–366. <https://doi.org/10.1126/science.1097329> [INTRO][OO]
- Feely, R. A., Takahashi, T., Wanninkhof, R., McPhaden, M. J., Cosca, C. E., Sutherland, S. C., & Carr, M.-E. (2006). Decadal variability of the air-sea CO₂ fluxes in the equatorial Pacific Ocean. *Journal of Geophysical Research*, 111(C08), C08S90. <https://doi.org/10.1029/2005JC003129> [NAT]
- Feely, R. A., Sabine, C. L., Hernandez-Ayon, J. M., Ianson, D., & Hales, B. (2008). Evidence for upwelling of corrosive “acidified” water onto the Continental Shelf. *Science*, 320(5882), 1490–1492. <https://doi.org/10.1126/science.1155676> [INTRO][WC]
- Feely, R. A., Doney, S. C., & Cooley, S. R. (2009). Ocean acidification: Present conditions and future changes in a high-CO₂ world. *Oceanography*, 22(4), 36–47. <https://doi.org/10.5670/oceanog.2009.95> [INTRO][NAT][OO]
- Feely, R. A., Alin, S. R., Newton, J., Sabine, C. L., Warner, M., Devol, A., et al. (2010). The combined effects of ocean acidification, mixing, and respiration on pH and carbonate saturation in an urbanized estuary. *Estuarine, Coastal and Shelf Science*, 88(4), 442–449. [WC]
- Feely, R., Sabine, C., Byrne, R., Millero, F., Dickson, A., Wanninkhof, R., et al. (2012). Decadal

- changes in the aragonite and calcite saturation state of the Pacific Ocean. *Global Biogeochemical Cycles*, 26(3), GB3001. <https://doi.org/10.1029/2011GB004157> [OO][WC]
- Feely, R. A., Alin, S. R., Carter, B., Bednaršek, N., Hales, B., Chan, F., et al. (2016). Chemical and biological impacts of OA along the west coast of North America. *Estuarine, Coastal and Shelf Science*, 183(A), 260–270. <https://doi.org/10.1016/j.ecss.2016.08.043> [OO][WC]
- Feely, R. A., Okazaki, R. R., Cai, W.-J., Bednaršek, N., Alin, S. R., Byrne, R. H., & Fassbender, A. (2018). The combined effects of acidification and hypoxia on pH and aragonite saturation in the coastal waters of the California Current Ecosystem and the northern Gulf of Mexico. *Continental Shelf Research*, 152, 50–60. <https://doi.org/10.1016/j.csr.2017.11.002> [WC][SAG]
- Fennel, K., Alin, S., Barbero, L., Evans, W., Bourgeois, T., Cooley, S., et al. (2019). Carbon cycling in the North American coastal ocean: a synthesis. *Biogeosciences*, 16(6), 1281–1304. <https://doi.org/10.5194/bg-16-1281-2019> [SAG]
- Finkelstein, S. A., Bunbury, J., Gajewski, K., Wolfe, A. P., Adams, J. K., & Devlin, J. E. (2014). Evaluating diatom-derived Holocene pH reconstructions for Arctic lakes using an expanded 171-lake training set. *Journal of Quaternary Science*, 29(3), 249–260. [GL]
- Fissel, B., Dalton, M., Garber-Yonts, B., Haynie, A., Kasperski, S., Lee, J., et al. (2017). *Stock Assessment and Fishery Evaluation Report for the Groundfish Fisheries of the Gulf of Alaska and Bering Sea/Aleutian Islands Area: Economic Status of the Groundfish Fisheries Off Alaska, 2016*. Seattle, WA: Economic and Social Sciences Research Program, Resource Ecology and Fisheries Management Division, Alaska Fisheries Science Center, National Marine Fisheries Service, National Oceanic and Atmospheric Administration. 425 pp. [AK]
- Gaines, S. D., Costello, C., Owashi, B., Mangin, T., Bone, J., Molinos, J. G., et al. (2018). Improved fisheries management could offset many negative effects of climate change. *Science Advances*, 4(8), eaao1378. <https://doi.org/10.1126/sciadv.aao1378> [AK]
- Garcia, A. C., Bargu, S., Dash, P., Rabalais, N. N., Sutor, M., Morrison, W., & Walker, N. D. (2010). Evaluating the potential risk of microcystins to blue crab (*Callinectes sapidus*) fisheries and human health in a eutrophic estuary. *Harmful Algae* 9(2), 134–143. <https://doi.org/10.1016/j.hal.2009.08.011> [SAG]
- García-Reyes, M., Sydeman, W. J., Schoeman, D. S., Rykaczewski, R. R., Black, B. A., Smit, A. J., & Bograd, S. J. (2015). Under pressure: Climate change, upwelling, and eastern boundary upwelling ecosystems. *Frontiers in Marine Science*, 2, 109. doi:10.3389/fmars.2015.00109 [WC]
- Gardner, T. A., Côté, I. M., Gill, J. A., Grant, A., & Watkinson, A. R. (2003). Long-term region-wide declines in Caribbean corals. *Science*, 301(5635), 958–960. <https://doi.org/10.1126/science.1086050> [FLC]
- Gates, J. M. (2009). Investing in our future: The economic case for rebuilding Mid-Atlantic fish populations: Pew Environment Group. [MAB]
- Gattuso, J.-P., Magnan, A., Bille, R., Cheung, W. W. L., Howes, E. L., Joos, F., et al. (2015). Contrasting futures for ocean and society from different anthropogenic CO₂ emission scenarios. *Science*, 349(6243), aac4722. <https://doi.org/10.1126/science.aac4722> [INTRO] [OO]
- Ge, C., Chai, Y., Wang, H., & Kan, M. (2017). Ocean acidification: One potential driver of phosphorus eutrophication. *Marine Pollution Bulletin*, 115(1-2), 149–153. <https://doi.org/10.1016/j.marpolbul.2016.12.016> [NE]
- Georgian, S. E., DeLeo, D., Durkin, A., Gomez, C. E., Kurman, M., Lunden, J. J., & Cordes, E. E. (2016). Oceanographic patterns and carbonate chemistry in the vicinity of cold-water coral reefs in the Gulf of Mexico: Implications for resilience in a changing ocean. *Limnology and Oceanography*, 61, 648–665. <https://doi.org/10.1002/lno.10242> [SAG]
- Gibble, C., Duerr, R., Bodenstern, B., Lindquist, K., Lindsey, J., Beck, J., et al. (2018). Investigation of a largescale Common Murre (*Uria aalge*) mortality event in California, USA, in 2015. *Journal of Wildlife Diseases*, 54(3), 569–574. <https://doi.org/10.7589/2017-07-179> [WC]
- Gill, D., Rowe, M., & Joshi, S. J. (2018). Fishing in greener waters: Understanding the impact of harmful algal blooms on Lake Erie anglers and the potential for adoption of a forecast model. *Journal of Environmental Management*, 227, 248–255. <https://doi.org/10.1016/j.jenvman.2018.08.074> [GL]
- Giltz, S. M., & Taylor, C. M. (2017). Reduced growth

- and survival in the larval blue crab *Callinectes sapidus* under predicted ocean acidification. *Journal of Shellfish Research*, 36(2), 481–485. <https://doi.org/10.2983/035.036.0219> [MAB]
- Gingerich, P. D. (2019). Temporal scaling of carbon emission and accumulation rates: Modern anthropogenic emissions compared to estimates of PETM onset accumulation. *Paleoceanography and Paleoclimatology*, 34(3), 329–335. [INTRO]
- Glandon, H. L., & Miller, T. J. (2016). No effect of high $p\text{CO}_2$ on juvenile blue crab, *Callinectes sapidus*, growth and consumption despite positive responses to concurrent warming. *ICES Journal of Marine Science*, 74(4), 1201–1209. <https://doi.org/10.1093/icesjms/fsw171> [MAB]
- Glandon, H. L., Kilbourne, K. H., Schijf, J., & Miller, T. J. (2018). Counteractive effects of increased temperature and $p\text{CO}_2$ on the thickness and chemistry of the carapace of juvenile blue crab, *Callinectes sapidus*, from the Patuxent River, Chesapeake Bay. *Journal of Experimental Marine Biology and Ecology*, 498, 39–45. [MAB]
- Glaspie, C. N., Seitz, R. D., & Lipcius, R. N. (2017). The perfect storm: Extreme weather drives and predation maintains phase shift in dominant Chesapeake Bay bivalve. *bioRxiv*, 224097. [MAB]
- Gledhill, D. K., Wanninkhof, R., Millero, F. K., & Eakin, M. (2008). Ocean acidification of the Greater Caribbean region 1996–2006. *Journal of Geophysical Research—Oceans*, 113(10), C10031. <https://doi.org/10.1029/2007JC004629> [PAC]
- Gledhill, D. K., Wanninkhof, R., & Eakin, C. M. (2009). Observing ocean acidification from space. *Oceanography*, 22(4), 48–59. <https://doi.org/10.5670/oceanog.2009.96> [FLC]
- Gledhill, D. K., White, M. M., Salisbury, J., Thomas, H., Mlsna, I., Liebman, M., et al. (2015). Ocean and coastal acidification of New England and Nova Scotia. *Oceanography*, 28(2), 182–197. <https://doi.org/10.5670/oceanog.2015.41> [OE]
- Glenn, S., Arnone, R., Bergmann, T., Bissett, W. P., Crowley, M., Cullen, J., et al. (2004). Biogeochemical impact of summertime coastal upwelling on the New Jersey Shelf. *Journal of Geophysical Research: Oceans*, 109(C12), C12S02. <https://doi.org/10.1029/2003JC002265> [MAB]
- Gobler, C. J., & Baumann, H. (2016). Hypoxia and acidification in ocean ecosystems: coupled dynamics and effects on marine life. *Biology Letters*, 12(5), 20150976. [NE]
- Gobler, C. J., & Talmage, S. C. (2014). Physiological response and resilience of early life-stage Eastern oysters (*Crassostrea virginica*) to past, present and future ocean acidification. *Conservation Physiology*, 2(1), cou004. <https://doi.org/10.1093/conphys/cou004> [MAB][NE]
- Goethel, C. L., Grebmeier, J. M., Cooper, L. W., & Miller, T. J. (2017). Implications of ocean acidification in the Pacific Arctic: Experimental responses of three Arctic bivalves to decreased pH and food availability. *Deep Sea Research Part II*, 144, 112–124. <https://doi.org/10.1016/j.dsr2.2017.08.013> [ARC]
- Goldsmith, K. A., Lau, S., Poach, M. E., Sakowicz, G. P., Trice, T. M., Ono, C. R., et al. (2019). Scientific considerations for acidification monitoring in the U.S. Mid-Atlantic Region. *Estuarine, Coastal and Shelf Science*, 225, 106189. <https://doi.org/10.1016/j.ecss.2019.04.023> [MAB]
- Gorstein, M., Dillard, M., Loerzel, J., Edwards, P., & Levine, A. (2016). *National Coral Reef Monitoring Program Socioeconomic Monitoring Component: Summary Findings for South Florida, 2014*. U.S. Department of Commerce, NOAA Technical Memorandum, NOAA-TM-NOS-CRCP-25, 57 pp. + Appendices. <https://doi.org/10.7289/V5VH5KV5> [FL]
- Gorstein, M., Loerzel, J., Edwards, P., Levine, A., & Dillard, M. (2017). *National Coral Reef Monitoring Program Socioeconomic Monitoring Component: Summary Findings for Puerto Rico, 2015*. U.S. Department of Commerce, NOAA Technical Memorandum, NOAA-TM-NOS-CRCP-28, 64 pp. + Appendices. <https://doi.org/10.7289/V5BP00V9> [FL]
- Gorstein, M., Loerzel, J., Edwards, P., Levine, A., & Dillard, M. (2018a). *National Coral Reef Monitoring Program Socioeconomic Monitoring Component: Summary Findings for Guam, 2016*. U.S. Department of Commerce, NOAA Technical Memorandum, NOAA-TM-NOS-CRCP-32, 64 pp. + Appendices. <https://doi.org/10.25923/kpvd-mj07> [PAC]
- Gorstein, M., Loerzel, J., Levine, A., Edwards, P., & Dillard, M. (2018b). *National Coral Reef Mon-*

- itoring Program Socioeconomic Monitoring Component: Summary Findings for Hawai'i, 2015. U.S. Department of Commerce, NOAA Technical Memorandum, NOAA-TM-NOS-CRCP-30, 69 pp. + Appendices. [PAC]
- Gorstein, M., Loerzel, J., Edwards, P., Levine, A., & Dillard, M. (2019). *National Coral Reef Monitoring Program Socioeconomic Monitoring Component: Summary Findings for CNMI, 2016*. U.S. Department of Commerce, NOAA Technical Memorandum, NOAA-TM-NOS-CRCP-34, 69 pp. + Appendices. [PAC]
- Gravinese, P. M. (2018). Ocean acidification impacts the embryonic development and hatching success of the Florida stone crab, *Menippe mercenaria*. *Journal of Experimental Marine Biology and Ecology*, 500, 140–146. <https://doi.org/10.1016/j.jembe.2017.09.001> [FLC]
- Gravinese, P. M., Enochs, I. C., Manzello, D. P., & van Woesik, R. (2018). Warming and pCO₂ effects on Florida stone crab larvae. *Estuarine, Coastal and Shelf Science*, 204, 193–201. <https://doi.org/10.1016/j.ecss.2018.02.021> [FLC]
- Green, M. A., Waldbusser, G. G., Hubazc, L., Cathcart, E., & Hall, J. (2013). Carbonate mineral saturation state as the recruitment cue for settling bivalves in marine muds. *Estuaries and Coasts*, 36(1), 18–27. [NE]
- Greene, C. M., Blackhart, K., Nohner, J., Candelmo, A., & Nelson, D. M. (2015). A national assessment of stressors to estuarine fish habitats in the contiguous USA. *Estuaries and Coasts*, 38(3), 782–799. [MAB]
- Gruber, N., Hauri, C., Lachkar, Z., Loher, D., Frölicher, T. L., & Plattner, G.-K. (2012). Rapid progression of ocean acidification in the California Current System. *Science*, 337(6091), 220–223. <https://doi.org/10.1126/science.1216773> [WC]
- Gruber, N., Landschützer, P., & Lovenduski, N. S. (2019a). The variable Southern Ocean carbon sink. *Annual Review of Marine Science*, 11(1), 16.1–16.28. <https://doi.org/10.1146/annurev-marine-121916-063407> [INTRO][OO]
- Gruber, N., Clement, D., Carter, B. R., Feely, R. A., van Heuven, S., Hoppema, M., et al. (2019b). The oceanic sink for anthropogenic CO₂ from 1994 to 2007. *Science*, 363, 1193–1199. <https://doi.org/10.1126/science.aau5153> [OO]
- Guilbert, J., Betts, A. K., Rizzo, D. M., Beckage, B., & Bomblies, A. (2015). Characterization of increased persistence and intensity of precipitation in the northeastern United States. *Geophysical Research Letters*, 42(6), 1888–1893. [NE]
- Guinotte, J. M., Orr, J., Cairns, S., Freiwald, A., Morgan, L., & George, R. (2006). Will human-induced changes in seawater chemistry alter the distribution of deep-sea scleractinian corals? *Frontiers in Ecology and the Environment*, 4(3), 141–146. [PAC]
- Haines, T. A. (1981). Acidic precipitation and its consequences for aquatic ecosystems: a review. *Transactions of the American Fisheries Society*, 110(6), 669–707. [GL]
- Hales, B., Strutton, P. G., Saraceno, M., Letelier, R., Takahashi, T., Feely, R., et al. (2012). Satellite-based prediction of pCO₂ in coastal waters of the eastern North Pacific. *Progress in Oceanography*, 103, 1–15. <https://doi.org/10.1016/j.pcean.2012.03.001> [OO]
- Hall, L. W. (1987). Acidification effects on larval striped bass, *Morone saxatilis* in Chesapeake Bay tributaries: a review. *Water, Air, and Soil Pollution*, 35(1-2), 87–96. [GL]
- Halle, C. M., & Largier, J. L. (2011). Surface circulation downstream of the Point Arena upwelling center. *Continental Shelf Research*, 31(12), 1260–1272. <https://doi.org/10.1016/j.csr.2011.04.007> [WC]
- Hansen, B. W., Andersen, C. M. B., Hansen, P. J., Nielsen, T. G., Vismann, B., & Tiselius, P. (2019). In situ and experimental evidence for effects of elevated pH on protistan and metazoan grazers. *Journal of Plankton Research*, 41(3), 257–271. <https://doi.org/10.1093/plankt/fbz020> [SAG]
- Harada, N. (2016). Review: Potential catastrophic reduction of sea ice in the western Arctic Ocean: Its impact on biogeochemical cycles and marine ecosystems. *Global and Planetary Change*, 136, 1–17. <https://doi.org/10.1016/j.gloplacha.2015.11.005> [ARC]
- Hare, J. A., Morrison, W. E., Nelson, M. W., Stachura, M. M., Teeters, E. J., Griffis, R. B., et al. (2016). A vulnerability assessment of fish and invertebrates to climate change on the northeast U.S. continental shelf. *PLoS ONE*, 11(2), e0146756. <https://doi.org/10.1371/journal.pone.0146756> [MAB][NE]
- Harvell, C. D., Montecino-Latorre, D., Caldwell, J. M.,

- Burt, J. M., Bosley, K., Keller, A., et al. (2019). Disease epidemic and a marine heat wave are associated with the continental-scale collapse of a pivotal predator *Pycnopodia helianthoides*. *Science Advances*, 5(1), eaau7042. <https://doi.org/10.1126/sciadv.aau7042> [WC]
- Harvey, B. P., Gwynn-Jones, D., & Moore, P. J. (2013). Meta-analysis reveals complex marine biological responses to the interactive effects of ocean acidification and warming. *Ecology and Evolution*, 3(4), 1016–1030. <https://doi.org/10.1002/ece3.516> [AK]
- Harvey, C., Garfield, N., Williams, G., Tolimieri, N., Schroeder, I., Hazen, E., et al. (2018). Ecosystem Status Report of the California Current for 2018: A Summary of Ecosystem Indicators Compiled by the California Current Integrated Ecosystem Assessment Team (CCEIA). U.S. Department of Commerce, NOAA Technical Memorandum NMFS-NWFSC-145. <https://doi.org/10.25923/mvhf-yk36> [WC]
- Hasler, C. T., Jeffrey, J. D., Schneider, E. V. C., Hannan, K. D., Tix, J. A., & Suski, C. D. (2018). Biological consequences of weak acidification caused by elevated carbon dioxide in freshwater ecosystems. *Hydrobiologia*, 806, 1–12. <https://doi.org/10.1007/s10750-017-3332-y> [GL]
- Hattenrath-Lehmann, T. K., Smith, J. L., Wallace, R. B., Merlo, L. R., Koch, F., Mittelsdorf, H., et al. (2015). The effects of elevated CO₂ on the growth and toxicity of field populations and cultures of the saxitoxin-producing dinoflagellate, *Alexandrium fundyense*. *Limnology and Oceanography*, 60(1), 198–214. [MAB]
- Hauri, C., Gruber, N., Vogt, M., Doney, S. C., Feely, R. A., Lachkar, Z., et al. (2013). Spatiotemporal variability and long-term trends of OA in the California Current System. *Biogeosciences*, 10(1), 193–216. doi:10.5194/bg-10-193-2013 [WC]
- Hauri, C., Doney, S. C., Takahashi, T., Erickson, M., Jiang, G., & Ducklow H. W. (2015). Two decades of inorganic carbon dynamics along the West Antarctic Peninsula. *Biogeosciences*, 12, 6761–6779. <https://doi.org/10.5194/bg-12-6761-2015> [OO]
- Hauri, C., Danielson, S., McDonnell, A. M. P., Hopcroft, R. R., Winsor, P., Shipton, P., et al. (2018). From sea ice to seals: a moored marine ecosystem observatory in the Arctic. *Ocean Science*, 14, 1423–1433. <https://doi.org/10.5194/os-14-1423-2018> [ARC]
- Hawkes, L. A., Broderick, A. C., Godfrey, M. H., & Godley, B. J. (2009). Climate change and marine turtles. *Endangered Species Research*, 7, 137–154. <https://doi.org/10.3354/esr00198> [PAC]
- Hermann, A. J., Gibson, G. A., Cheng, W., Ortiz, I., Aydin, K., Wang, M. Y., et al. (2019). Projected biophysical conditions of the Bering Sea to 2100 under multiple emission scenarios. *ICES Journal Marine of Science*, 76, 1280–1304. <https://doi.org/10.1093/icesjms/fsz043> [AK]
- Hickey, B. M. (1998). Coastal oceanography of western North America from the tip of Baja California to Vancouver Island. In A. R. Robinson, K. H. Brink (Eds.), *The Sea, the Global Coastal Ocean* (Vol. 11, pp 345-393). New York, NY: John Wiley & Sons. [WC]
- Himes-Cornell, A., & Kasperski, S. (2015). Assessing climate change vulnerability in Alaska's fishing communities. *Fisheries Research*, 162, 1–11. <https://doi.org/10.1016/j.fishres.2014.09.010> [AK]
- Hjort, J., Karjalainen, O., Aalto, J., Westermann, S., Romanovsky, W.V., Nelson, F.E., et al. (2018). Degrading permafrost puts Arctic infrastructure at risk by mid-century. *Nature Communications*, 9, 5147. <https://doi.org/10.1038/s41467-018-07557-4> [ARC]
- Hoag, H. (2017). News: “Nations agree to ban fishing in Arctic Ocean for at least 16 years.” *Science*, 1 December 2017. <https://doi.org/10.1126/science.aar6437> [ARC]
- Hodgson, E. E., Essington, T. E., & Kaplan, I. C. (2016). Extending vulnerability assessment to include life stages considerations. *PLoS ONE*, 11(7), e0158917. <https://doi.org/10.1371/journal.pone.0158917> [WC]
- Hodgson, E. E., Kaplan, I. C., Marshall, K. N., Leonard, J., Essington, T. E., Busch, D. S., et al. (2018). Consequences of spatially variable ocean acidification in the California Current: Lower pH drives strongest declines in benthic species in southern regions while greatest economic impacts occur in northern regions. *Ecological Modelling*, 383, 106–117. <https://doi.org/10.1016/j.ecolmodel.2018.05.018> [WC]
- Hoegh-Guldberg, O., Mumby, P. J., Hooten, A. J., Steneck, R. S., Greenfield, P., Gomez, E., et al. (2007). Coral reefs under rapid climate change

- and ocean acidification. *Science*, 318(5857), 1737–1742. <https://doi.org/10.1126/science.1152509> [PAC]
- Hoegh-Guldberg, O., Poloczanska, E., Skirving, W., & Dove, S. (2017). Coral reef ecosystems under climate change and ocean acidification. *Frontiers in Ecology and the Environment*, 4, 158. <https://doi.org/10.3389/fmars.2017.00158> [OO][PAC]
- Hogarth, W. T. (2006). Endangered and threatened species: final listing determinations for the elkhorn coral and staghorn coral. *Federal Registry*, 71, 26852–26872. [FLC]
- Hohman, R., Hutto, S., Catton, C., & Koe, F. (2019). Sonoma-Mendocino Bull Kelp Recovery Plan. Unpublished report to Greater Farallones National Marine Sanctuary and the California Department of Fish and Wildlife. San Francisco, CA. 166 pp. [WC]
- Hollowed, A. B., Holsman, K. K., Haynie, A. C., Hermann, A. J., Punt, A. E., Aydin, K., et al. (2020). Integrated modeling to evaluate climate change impacts on coupled social-ecological systems in Alaska. *Frontiers in Marine Science*, 6, 775. <https://doi.org/10.3389/fmars.2019.00775> [AK]
- Holsman, K., Samhuri, J., Cook, G., Hazen, E., Olsen, E., Dillard, M., et al. (2017). An ecosystem-based approach to marine risk assessment. *Ecosystem Health and Sustainability*, 3, e01256. <https://doi.org/10.1002/ehs2.1256> [AK]
- Holsman, K. K., Hazen, E. L., Haynie, A., Gourguet, S., Hollowed, A., Bograd, S. J., et al., (2019). Towards climate resiliency in fisheries management. *ICES Journal of Marine Science*, 76, 1368–1378. <https://doi.org/10.1093/icesjms/fsz031> [AK]
- Hu, X., Nuttall, M. F., Wang, H., Yao, H., Staryk, C. J., McCutcheon, M. R., et al. (2018). Seasonal variability of carbonate chemistry and decadal changes in waters of a marine sanctuary in the Northwestern Gulf of Mexico. *Marine Chemistry*, 205, 16–28. <https://doi.org/10.1016/j.marchem.2018.07.006> [SAG]
- Huang, W.-J., Cai, W.-J., Castelao, R. M., Wang, Y., & Lohrenz, S. E. (2013). Effects of a wind-driven cross-shelf large river plume on biological production and CO₂ uptake on the Gulf of Mexico during spring. *Limnology and Oceanography*, 58(5), 1727–1735. <https://doi.org/10.4319/lo.2013.58.5.1727> [SAG]
- Huang, W.-J., Cai, W.-J., Wang, Y., Lohrenz, S. E., & Murrell, M. C. (2015). The carbon dioxide system on the Mississippi River-dominated continental shelf in the northern Gulf of Mexico: 1. Distribution and air-sea CO₂ flux. *Journal of Geophysical Research—Oceans*, 120(3), 1429–1445. <https://doi.org/10.1002/2014JC010498> [SAG]
- Hudson, K. (2018). Virginia Shellfish Aquaculture Situation and Outlook Report. *VIMS Marine Resource Report No. 2018-9*, Virginia Sea Grant Publication #18-3. Retrieved from https://www.vims.edu/research/units/centerspartners/map/aquaculture/docs_aqua/vims_mrr_2018-9.pdf. [MAB]
- Hurst, T. P., Fernandez, E. R., Mathis, J. T., Miller, J. A., Stinson, C. S., & Ahgeak, E. F. (2012). Resiliency of juvenile walleye pollock to projected levels of OA. *Aquatic Biology*, 17, 247–259. [AK]
- Hurst, T. P., Fernandez, E. R., & Mathis, J. T. (2013). Effects of ocean acidification on hatch size and larval growth of walleye pollock (*Theragra chalcogramma*). *ICES Journal of Marine Science*, 70(4), 812–822. <https://doi.org/10.1093/icesjms/fst053> [INTRO][AK]
- Hurst, T. P., Laurel, B. J., Mathis, J. T., & Tobosa, L. R. (2016). Effects of elevated CO₂ levels on eggs and larvae of a North Pacific flatfish. *ICES Journal of Marine Science*, 73, 981–990. <https://doi.org/10.1093/icesjms/fsv050> [INTRO][AK]
- Hurst, T. P., Laurel, B. J., Hanneman, E., Haines, S. A., & Ottmar, M. L. (2017). Elevated CO₂ does not exacerbate nutritional stress in larvae of a Pacific flatfish. *Fisheries Oceanography*, 26, 336–349. <https://doi.org/10.1111/fog.12195> [AK]
- Hurst, T. P., Copeman, L. A., Haines, S. A., Meredith, S. D., Daniels, K., & Hubbard, K. M. (2019). Elevated CO₂ alters behavior, growth, and lipid composition of Pacific cod larvae. *Marine Environmental Research*, 145, 52–65. [AK]
- Hutto, S. V. (Ed.) (2016). Climate-Smart Adaptation for North-central California Coastal Habitats. *Report of the Climate-Smart Adaptation Working Group of the Greater Farallones*

National Marine Sanctuary Advisory Council.
San Francisco, CA. 47 pp. [WC]

ICCA (2015). Alaskan Inuit Food Security Conceptual Framework: How to Assess the Arctic from an Inuit Perspective. Summary and Recommendations Report. Inuit Circumpolar Council-Alaska, Anchorage, AK. Retrieved from <https://iccalaska.org/wp-icc/wp-content/uploads/2016/03/Food-Security-Summary-and-Recommendations-Report.pdf> [ARC]

IJC Great Lakes Water Quality Board Public Engagement Work Group (2018). *Second Binational Great Lakes Basin Poll*. Windsor, ON: International Joint Commission, Great Lakes Regional Office. Retrieved from https://legacy-files.ijc.org/tinymce/uploaded/WQB/WQB_Second_Poll_Report.pdf [GL]

IPCC (2019). IPCC Special Report on the Ocean and Cryosphere in a Changing Climate [Pörtner, H.-O., Roberts, D. C., Masson-Delmotte, V., Zhai, P., Tignor, M., Poloczanska, E., et al. (Eds.)]. In press. [INTRO][NAT]

IPCC (2011). Workshop Report of the Intergovernmental Panel on Climate Change Workshop on Impacts of Ocean Acidification on Marine Biology and Ecosystems [Field, C.B., V. Barros, T.F. Stocker, D. Qin, K.J. Mach, G.-K. Plattner, M.D. Mastrandrea, M. Tignor and K.L. Ebi (Eds.)]. IPCC Working Group II Technical Support Unit, Carnegie Institution, Stanford, California, United States of America, 164 pp. [INTRO][NAT]

Ivanina, A. V., Dickinson, G. H., Matoo, O. B., Bagwe, R., Dickinson, A., Beniash, E., & Sokolova, I. M. (2013). Interactive effects of elevated temperature and CO₂ levels on energy metabolism and biomineralization of marine bivalves *Crassostrea virginica* and *Mercenaria*. *Comparative Biochemistry and Physiology Part A: Molecular & Integrative Physiology*, 166(1), 101–111. [MAB]

Jacox, M. G., Moore, A. M., Edwards, C. A., & Fiechter, J. (2014). Spatially resolved upwelling in the California Current System and its connections to climate variability. *Geophysical Research Letters*, 41(9), 3189–3196. <https://doi.org/10.1002/2014gl059589> [WC]

Jepson, M., & Colburn, L. L. (2013). Development of social indicators of fishing community vulnerability and resilience in the U.S. southeast and northeast regions. U.S. Department of Commerce, NOAA Technical Memorandum NMFS-F/SPO-129. [NE]

Jiang, L.-Q., Feely, R. A., Carter, B. R., Greeley, D. J., Gledhill, D. K., & Arzayus, K. M. (2015). Climatological distribution of aragonite saturation state in the global oceans. *Global Biogeochemical Cycles*, 29, 1656–1673. <https://doi.org/10.1002/2015GB005198> [OO]

Jiang, L.-Q., Carter, B. R., Feely, R. A., Lauvset, S. K., & Olsen, A. (2019). Surface ocean pH and buffer capacity: Past, present and future. *Scientific Reports*, 9, 18624. <https://doi.org/10.1038/s41598-019-55039-4> [OO]

Johnson, K. S., Plant, J. N., Coletti, L. J., Jannasch, H. W., Sakamoto, C. M., Riser, S. C., et al. (2017). Biogeochemical sensor performance in the SOCCOM profiling float array. *Journal of Geophysical Research: Oceans*, 122(8), 6416–6436. <https://doi.org/10.1002/2017JC012838> [OO]

Jones, J. M., Passow, U., & Fradkin, S. C. (2018). Characterizing the vulnerability of intertidal organisms in Olympic National Park to ocean acidification. *Elementa*, 6(1), 54. <https://doi.org/10.1525/elementa.312> [WC]

Jönsson, B. F., & Salisbury, J. E. (2016). Episodicity in phytoplankton dynamics in a coastal region. *Geophysical Research Letters*, 43, 5821–5828. <https://doi.org/10.1002/2016GL068683> [OO]

Jönsson, B. F., Salisbury, J. E., & Mahadevan, A. (2011). Large variability in continental shelf production of phytoplankton carbon revealed by satellite. *Biogeosciences*, 8(5), 1213–1223. <https://doi.org/10.5194/bg-8-1213-2011> [OO]

Kaplan, I. C., Williams, G. D., Bond, N. A., Hermann, A. J., & Siedlecki, S. A. (2016). Cloudy with a chance of sardines: forecasting sardine distributions using regional climate models. *Fisheries Oceanography*, 25(1), 15–27. <https://doi.org/10.1111/fog.12131> [WC]

Karp, M. A., Peterson, J. O., Lynch, P. D., Griffis, R. B., Adams, C. F., Arnold, W. S., et al. (2019). Accounting for shifting distributions and changing productivity in the development of scientific advice for fishery management. *ICES Journal of Marine Science*, 76, 1305–1315. <https://doi.org/10.1093/icesjms/fsz048> [AK]

Kavanaugh, M. T., Hales, B., Saraceno, M., Spitz, Y. H., White, A. E., & Letelier, R. M. (2014). Hierarchical and dynamic seascapes: A quantitative framework for scaling pelagic biogeochemistry and ecology. *Progress in Oceanography*, 120, 291–304. [OO]

- Kavanaugh, M. T., Oliver, M. J., Chavez, F. P., Letelier, R. M., Muller-Karger, F. E., & Doney, S. C. (2016). Seascapes as a new vernacular for pelagic ocean monitoring, management and conservation. *ICES Journal of Marine Science*, 73(7), 1839–1850. [OO]
- Kawaguchi, S., Ishida, A., King, R., Raymond, B., Waller, N., Constable, A., et al. (2013). Risk maps of Antarctic krill under projected Southern OA. *Nature Climate Change*, 3, 843–847. <https://doi.org/10.1038/nclimate1937> [ARC]
- Kennedy, E. V., Perry, C. T., Halloran, P. R., Iglesias-Prieto, R., Schönberg, C. H. L., Wisshak, M., et al. (2013). Avoiding coral reef functional collapse requires local and global action. *Current Biology*, 23(10), 912–918. <https://doi.org/10.1016/j.cub.2013.04.020> [FLC]
- Kennish, M. J., Bricker, S. B., Dennison, W. C., Glibert, P. M., Livingston, R. J., Moore, K. A., et al. (2007). Barnegat Bay–Little Egg Harbor Estuary: Case study of a highly eutrophic coastal bay system. *Ecological Applications*, 17(sp5), S3–S16. <https://doi.org/10.1890/05-0800.1> [MAB]
- Kennish, M. J., Sakowicz, G. P., & Fertig, B. (2016). Recent trends of *Zostera marina* (eelgrass) in a highly eutrophic coastal lagoon in the mid-Atlantic region (USA). *Open Journal of Ecology*, 6(05), 243. [MAB]
- Keppel, E. A., Scrosati, R. A., & Courtenay, S. C. (2012). Ocean acidification decreases growth and development in American lobster (*Homarus americanus*) larvae. *Journal of Northwest Atlantic Fishery Science*, 44, 61–66. [NE]
- Khatiwala, S., Tanhua, T., Mikaloff Fletcher, S., Gerber, M., Doney, S. C., Graven, H. D., et al. (2013). Global ocean storage of anthropogenic carbon. *Biogeosciences*, 10, 2169–2191. <https://doi.org/10.5194/bg-10-2169-2013> [INTRO][OO]
- Kittinger, J. N., Finkbeiner, E. M., Glazier, E. W., & Crowder, L. B. (2012). Human dimensions of coral reef social-ecological systems. *Ecology and Society*, 17(4), 17. <https://doi.org/10.5751/ES-05115-170417> [WC]
- Kleiber, D., Kotowicz, D. M., & Hospital, J. (2018). *Applying National Community Social Vulnerability Indicators to Fishing Communities in the Pacific Island Region*. U.S. Department of Commerce, NOAA Technical Memorandum NMFS-PIFSC-65. <https://doi.org/10.7289/V5/TM-PIFSC-65> [PAC]
- Kleypas, J. A., Castruccio, F. S., Curchitser, E. N., & McLeod, E. (2015). The impact of ENSO on coral heat stress in the western equatorial Pacific. *Global Change Biology*, 21, 2525–2539. <https://doi.org/10.1111/gcb.12881> [OO]
- Kramer, B. J., Davis, T. W., Meyer, K. A., Rosen, B. H., Goleski, J. A., Dick, G. J., et al. (2018). Nitrogen limitation, toxin synthesis potential, and toxicity of cyanobacterial populations in Lake Okeechobee and the St. Lucie River Estuary, Florida, during the 2016 state of emergency event. *PLoS ONE*, 13(5), e0196278. <https://doi.org/10.1371/journal.pone.0196278> [SAG]
- Kroeker, K. J., Kordas, R. L., Crim, R. N., & Singh, G. G. (2010). Meta-analysis reveals negative yet variable effects of ocean acidification on marine organisms. *Ecology Letters*, 13(11), 1419–1434. <https://doi.org/10.1111/j.1461-0248.2010.01518.x> [PAC]
- Kumar, A., AbdElgawad, H., Castellano, I., Lorenti, M., Delledonne, M., Beemster, G. T. S., et al. (2017). Physiological and biochemical analyses shed light on the response of *Sargassum vulgare* to ocean acidification at different timescales. *Frontiers in Plant Science*, 8, 570. <https://doi.org/10.3389/fpls.2017.00570> [FLC]
- Kunz, K. L., Frickenhaus, S., Hardenberg, S., Johansen, T., Leo, E., Pörtner, H.-O., et al. (2016). New encounters in Arctic waters: A comparison of metabolism and performance of polar cod (*Boreogadus saida*) and Atlantic cod (*Gadus morhua*) under ocean acidification and warming. *Polar Biology*, 39(6), 1137–1153. <https://doi.org/10.1007/s00300-016-1932-z> [ARC]
- Lam, V. W. Y., Cheung, W. W. L., & Sumaila, U. R. (2016). Marine capture fisheries in the Arctic: Winners or losers under climate change and ocean acidification? *Fish and Fisheries*, 17, 335–357. <https://doi.org/10.1111/faf.12106> [ARC]
- Landschützer, P., Gruber, N., & Bakker, D. C. E. (2016). Decadal variations and trends of the global ocean carbon sink. *Global Biogeochemical Cycles*, 30(10), 1396–1417. <https://doi.org/10.1002/2015GB005359> [OO]
- Lapointe, G. (2013). Overview of the aquaculture sector in New England. Northeast Regional Ocean Council White Paper. New York, NY: NROC. [NE]
- Laurent, A., Fennel, K., Cai, W.-J., Huang, W.-J., Barbero, L., & Wanninkhof, R. (2017). Eutro-

- phication-induced acidification of coastal waters in the northern Gulf of Mexico: Insights into origin and processes from a coupled physical-biogeochemical model. *Geophysical Research Letters*, 44(2), 946–956. <https://doi.org/10.1002/2016gl071881> [SAG]
- Lauvset, S. K., Key, R. M., Olsen, A., Heuven, S. Van, Velo, A., Lin, X., et al. (2016). A new global interior ocean mapped climatology : the 1° × 1° GLODAP version 2. *Earth System Science Data*, 8, 325–340. <https://doi.org/10.5194/essd-8-325-2016> [PAC]
- Lentz, S. (2003). A climatology of salty intrusions over the continental shelf from Georges Bank to Cape Hatteras. *Journal of Geophysical Research: Oceans*, 108(C10), 3326. [MAB]
- Leong, K. M., Wongbusarakum, S., Ingram, R. J., Mawyer, A., & Poe, M. R. (2019). Improving representation of human well-being and cultural importance in conceptualizing the West Hawai'i ecosystem. *Frontiers in Marine Science*, 6, 231. <https://doi.org/10.3389/fmars.2019.00231> [OO] [PAC]
- Le Quéré, C., Moriarty, R., Andrew, R. M., Canadell, J. G., Sitch, S., Korsbakken, J. I., et al. (2015). Global Carbon Budget 2015. *Earth System Science Data*, 7, 349–396. <https://doi.org/10.5194/essd-7-349-2015>. [INTRO]
- Le Quéré, C., Andrew, R. M., Friedlingstein, P., Sitch, S., Hauck, J., Pongratz, J., et al. (2018). Global Carbon Budget 2018. *Earth System Science Data*, 10, 2141–2194. <https://doi.org/10.5194/essd-10-2141-2018> [INTRO]
- Lessios, H. A. (2016). The great *Diadema antillarum* die-off: 30 years later. *Annual Review of Marine Science*, 8(1), 267–283. <https://doi.org/10.1146/annurev-marine-122414-033857> [FLC]
- Levine, A., Dillard, M., Loerzel, J., & Edwards, P. (2016). *National Coral Reef Monitoring Program Socioeconomic Monitoring Component. Summary Findings for American Samoa, 2014*. U.S. Department of Commerce, NOAA Technical Memorandum CRCP 24, 80 pp. + Appendices. <https://doi.org/10.7289/V5FB50Z1> [PAC]
- Li, H., & Ilyina, T. (2018). Current and future decadal trends in the oceanic carbon uptake are dominated by internal variability. *Geophysical Research Letters*, 45(2), 916–925. <https://doi.org/10.1002/2017GL075370> [WC]
- Li, H., Ilyina, T., Müller, W. A., & Sienz, F. (2016). Decadal predictions of the North Atlantic CO₂ uptake. *Nature Communications*, 7, 11076. <https://doi.org/10.1038/ncomms11076> [OO]
- Li, H., Ilyina, T., Müller, W. A., & Landschützer, P. (2019). Predicting the variable ocean carbon sink. *Science Advances*, 5(4), eaav6471. <https://doi.org/10.1126/sciadv.aav6471> [WC]
- Li, T., Bai, Y., He, X., Xie, Y., Chen, X., Gong, F., & Pan, D. (2018). Satellite-based estimation of particulate organic carbon export in the northern South China Sea. *Journal of Geophysical Research: Oceans*, 123, 8227–8246. <https://doi.org/10.1029/2018JC014201> [OO]
- Lischka, S., Büdenbender, J., Boxhammer, T., & Riebesell, U. (2011). Impact of ocean acidification and elevated temperatures on early juveniles of the polar shelled pteropod *Limacina helicina*: Mortality, shell degradation, and shell growth. *Biogeosciences*, 8, 919–932. <https://doi.org/10.5194/bg-8-919-2011> [ARC]
- Lohrenz, S. E., Cai, W.-J., Chen, F., Chen, X., & Tuel, M. (2010). Seasonal variability in air-sea fluxes of CO₂ in a river-influenced coastal margin. *Journal of Geophysical Research*, 115(C10), C10034. <https://doi.org/10.1029/2009jc005608> [SAG]
- Lohrenz, S. E., Cai, W.-J., Chakraborty, S., Huang, W.-J., Guo, X., He, R., et al. (2018). Satellite estimation of coastal pCO₂ and air-sea flux of carbon dioxide in the northern Gulf of Mexico. *Remote Sensing of Environment*, 207, 71–83. <https://doi.org/10.1016/j.rse.2017.12.039> [SAG]
- Long, W. C., Swiney, K. M., & Foy, R. J. (2013a). Effects of ocean acidification on the embryos and larvae of red king crab, *Paralithodes camtschaticus*. *Marine Pollution Bulletin*, 69, 38–47. <https://doi.org/10.1016/j.marpolbul.2013.01.011> [AK][ARC]
- Long, W. C., Swiney, K. M., Harric, C., Page, H. N., & Foy, R. J. (2013b). Effects of ocean acidification on juvenile red king crab (*Paralithodes camtschaticus*) and Tanner crab (*Chionoecetes bairdi*) growth, condition, calcification, and survival. *PLoS ONE*, 8(4), e360959. <https://doi.org/10.1371/journal.pone.0060959> [AK][ARC]
- Long, W. C., Swiney, K. M., & Foy, R. J. (2016). Effects of high pCO₂ on Tanner crab reproduction and early life history, Part II: carryover effects on larvae from oogenesis and embryogenesis

- are stronger than direct effects. *ICES Journal of Marine Science*, 73(3), 836–848. <https://doi.org/10.1093/icesjms/fsv251> [AK]
- Long, W. C., Van Sant, S. B., Swiney, K. M., & Foy, R. J. (2017). Survival, growth, and morphology of blue king crabs: effect of ocean acidification decreases with exposure time. *ICES Journal of Marine Science*, 74, 1033–1041. <https://doi.org/10.1093/icesjms/fsw197> [AK]
- Lonthair, J., Ern, R., & Esbaugh, A. J. (2017). The early life stages of an estuarine fish, the red drum (*Sciaenops ocellatus*), are tolerant to high $p\text{CO}_2$. *ICES Journal of Marine Science*, 74(4), 1042–1050. <https://doi.org/10.1093/icesjms/fsw225> [MAB]
- Lougheed, V. L., Tweedie, C. E., Andresen, C. G., Armendariz, A. M., Escarzaga, S. M., & Tarin, G. (2020). Patterns and drivers of carbon dioxide concentrations in aquatic ecosystems of the Arctic coastal tundra. *Global Biogeochemical Cycles*, 34, e2020GB006552. <https://doi.org/10.1029/2020GB006552> [ARC]
- Lovett, H. B., Snider, S. B., Gore, K. R., & Muñoz, R. C. (Eds.) (2016). Gulf of Mexico Regional Action Plan to Implement the NOAA Fisheries Climate Science Strategy. NOAA Technical Memorandum NMFS-SEFSC-699, 40 pp. [SAG]
- Lowry, L., & Frost, K. (1981). Feeding and trophic relationships of phocid seals and walrus in the eastern Bering Sea. In *The Eastern Bering Sea Shelf: Oceanography and Resources*. (Vol. 2, pp. 813–824). Juneau, AK: NOAA Office of Marine Pollution Assessment. [ARC]
- Lunden, J. J., Georgian, S. E., & Cordes, E. E. (2013). Aragonite saturation states at cold-water coral reefs structured by *Lophelia pertusa* in the northern Gulf of Mexico. *Limnology and Oceanography*, 58, 354–362. <https://doi.org/10.4319/lo.2013.58.1.0354> [SAG]
- Mackie, G. L., & Claudi, R. (2009). *Monitoring and Control of Macrofouling Mollusks in Fresh Water Systems*. Boca Raton, FL: CRC Press. [GL]
- Madge, L., Hospital, J., & Williams, E. T. (2016). *Attitudes and Preferences of Hawaii Non-commercial Fishers: Report from the 2015 Hawaii Saltwater Angler Survey*. U.S. Department of Commerce, NOAA Tech. Memo., NOAA-TM-NMFS-PIFSC-58, 36 pp. + Appendices. <https://doi.org/10.7289/V5/TM-PIFSC-58> [PAC]
- Manizza, M., Follows, M. J., Dutkiewicz, S., Menemenlis, D., McClelland, J. W., Hill, C. N., et al. (2011). A model of the Arctic Ocean carbon cycle. *Journal of Geophysical Research: Oceans*, 116, C12020. <https://doi.org/10.1029/2011JC006998> [ARC]
- Manzello, D., Enochs, I., Musielewicz, S., Carlton, R., & Gledhill, D. (2013). Tropical cyclones cause CaCO_3 undersaturation of coral reef seawater in a high- CO_2 world. *Journal of Geophysical Research: Oceans*, 118, 5312–5321. <https://doi.org/10.1002/jgrc.20378> [FLC]
- Manzello, D. P. (2010). Ocean acidification hot spots: Spatiotemporal dynamics of the seawater CO_2 system of eastern Pacific coral reefs. *Limnology and Oceanography*, 55, 239–248. <https://doi.org/10.4319/lo.2010.55.1.0239> [FLC]
- Manzello, D. P., Enochs, I. C., Melo, N., Gledhill, D. K., & Johns, E. M. (2012). Ocean acidification refugia of the Florida Reef Tract. *PLoS ONE*, 7, e41715. <https://doi.org/10.1371/journal.pone.0041715> [FLC]
- Marshall, K. N., Kaplan, I. C., Hodgson, E. E., Hermann, A., Busch, D. S., McElhany, P., et al. (2017). Risks of ocean acidification in the California Current food web and fisheries: ecosystem model projections. *Global Change Biology*, 23(4), 1525–1539. <https://doi.org/10.1111/gcb.13594> [INTRO][ARC][WC][PAC]
- Martin Associates (2018). Economic impacts of maritime shipping in the Great Lakes – St. Lawrence Region. Lancaster, PA. Retrieved from https://greatlakes-seaway.com/wp-content/uploads/2019/10/eco_impact_full.pdf [GL]
- Mathis, J. T., Hansell, D. A., & Bates, N. R. (2009). Interannual variability of dissolved inorganic carbon distribution and net community production during the Western Arctic Shelf-Basin Interactions Project. *Deep-Sea Research Part II*, 56, 1213–1222. [ARC]
- Mathis, J. T., Byrne, R. H., McNeil, C. L., Pickart, R. P., Juranek, L., Liu, S., et al. (2012). Storm-induced upwelling of high $p\text{CO}_2$ waters onto the continental shelf of the western Arctic Ocean and implications for carbonate mineral saturation states. *Geophysical Research Letters*, 39, L07606. <https://doi.org/10.1029/2012GL051574> [ARC]
- Mathis, J. T., Cooley, S. R., Lucey, N., Colt, S., Ekstrom, J., Hurst, T., et al. (2015a). Ocean acidification risk assessment for Alaska's fishery

- sector. *Progress in Oceanography*, 136, 71–91. <https://doi.org/10.1016/j.pocean.2014.07.001> [AK] [ARC]
- Matsumoto, K., Tokos, K. S., & Gregory, C. (2015). Ventilation and dissolved oxygen cycle in Lake Superior: Insights from a numerical model. *Geochemistry, Geophysics, Geosystems*, 16(9), 3097–3110. <https://doi.org/10.1002/2015GC005916> [GL]
- McCarthy, K. T., Pichler, T., & Price, R. E. (2005). Geochemistry of Champagne Hot Springs shallow hydrothermal vent field and associated sediments, Dominica, Lesser Antilles. *Chemical Geology*, 224(1-3), 55–68. <https://doi.org/10.1016/j.chemgeo.2005.07.014> [FLC]
- McClatchie, S., Thompson, A. R., Alin, S. R., Siedlecki, S., Watson, W., & Bograd, S. J. (2016). The influence of Pacific Equatorial Water on fish diversity in the southern California Current System. *Journal of Geophysical Research—Oceans*, 121(8), 6121–6136. <https://doi.org/10.1002/2016JC011672> [OO]
- McCutcheon, M. R., Staryk, C. J., & Hu, X. (2019). Characteristics of the carbonate system in a semiarid estuary that experiences summertime hypoxia. *Estuaries and Coasts*, 42, 1509–1523. <https://doi.org/10.1007/s12237-019-00588-0> [SAG]
- McDowell Group (2017). The economic value of Alaska's seafood industry. Anchorage, AK: Alaska Seafood Marketing Institute, 38 pp. Retrieved from <https://uploads.alaskaseafood.org/2017/12/AK-Seafood-Impacts-September-2017.pdf> [AK]
- McElhany, P. (2016). CO₂ sensitivity experiments are not sufficient to show an effect of OA. *ICES Journal of Marine Science*, 74(4), 926–928. Doi:10.1093/icesjms/fsw085 [WC]
- McGuire, A. D., Anderson, L. G., Christensen, T. R., Dallimore, S., Guo, L., Hayes, D.J., et al. (2009). Sensitivity of the carbon cycle in the Arctic to climate change. *Ecological Monographs*, 79(4), 523–555. <https://doi.org/10.1890/08-2025.1> [ARC]
- McLaskey, A. K., Keister, J. E., McElhany, P., Olson, M. B., Busch, D. S., Maher, M., & Winans, A. K. (2016). Development of *Euphausia pacifica* (krill) larvae is impaired under pCO₂ levels currently observed in the northeast Pacific. *Marine Ecology Progress Series*, 555, 65–78. <https://doi.org/10.3354/meps11839> [ARC][WC]
- McManus, M. C., Hare, J. A., Richardson, D. E., & Collie, J. S. (2018). Tracking shifts in Atlantic mackerel (*Scomber scombrus*) larval habitat suitability on the northeast U.S. continental shelf. *Fisheries Oceanography*, 27(1), 49–62. <https://doi.org/10.1111/fog.12233> [MAB]
- Meier, K. J. S., Beaufort, L., Heussner, S., & Ziveri, P. (2014). The role of ocean acidification in *Emiliania huxleyi* coccolith thinning in the Mediterranean Sea. *Biogeosciences*, 11, 2857–2869. <https://doi.org/10.5194/bg-11-2857-2014> [INTRO]
- Meinig, C., Jenkins, R., Lawrence-Slavas, N., & Tabisola, H. (2015). The use of Saldrones to examine spring conditions in the Bering Sea: Vehicle specification and mission performance. *Oceans 2015 MTS/IEEE*, Marine Technology Society and Institute of Electrical and Electronics Engineers, Washington, DC, 19–22 October 2015. [OO]
- Meseck, S. L., Alix, J. H., Swiney, K. M., Long, W. C., Wikfors, G. H., & Foy, R. J. (2016). Ocean acidification affects hemocyte physiology in the Tanner crab (*Chionoecetes bairdi*). *PLoS ONE*, 11(2), e0148477. <https://doi.org/10.1371/journal.pone.0148477> [AK]
- Meseck, S. L., Mercaldo-Allen, R., Kuropat, C., Clark, P., & Goldberg, R. (2018). Variability in sediment-water carbonate chemistry and bivalve abundance after bivalve settlement in Long Island Sound, Milford, Connecticut. *Marine Pollution Bulletin*, 135, 165–175. [NE]
- Metcalf, V. (2015). A Business Plan for Sustainability 2015–2020. Eskimo Walrus Commission, Nome, AK, 19 pp. Retrieved from <https://eskimowalruscommission.org/wp-content/uploads/2019/05/FINAL-EWC-Business-Plan-1-6-16.pdf>. [ARC]
- Meyers, M. T., Cochlan, W. P., Carpenter, E. J., & Kimmerer, W. J. (2019). Effect of ocean acidification on the nutritional quality of marine phytoplankton for copepod reproduction. *PLoS ONE*, 14(5), e0217047. <https://doi.org/10.1371/journal.pone.0217047> [INTRO]
- Michigan Sea Grant College Program (2011). Vital to Our Nation's Economy: Great Lakes Job Report. Michigan Sea Grant, Ann Arbor, MI. Retrieved from <http://www.miseagrant.umich.edu/downloads/economy/11-203-Great-Lakes-Jobs-report.pdf>. [GL]
- Miller, A. W., Reynolds, A. C., Sobrino, C., & Riedel,

- G. F. (2009). Shellfish face uncertain future in high CO₂ world: influence of acidification on oyster larvae calcification and growth in estuaries. *PLoS ONE*, 4(5), e5661. [MAB]
- Miller, J. J., Maher, M., Bohaboy, E., Friedman, C. S., & McElhany, P. (2016). Exposure to low pH reduces survival and delays development in early life stages of Dungeness crab (*Cancer magister*). *Marine Biology*, 163(5), 118. <https://doi.org/10.1007/s00227-016-2883-1> [WC]
- Miller, L. A., Macdonald, R. W., McLaughlin, F., Mucci, A., Yamamoto-Kawai, M., Giesbrecht, K. E., & Williams, W. J. (2014). Changes in the marine carbonate system of the western Arctic: patterns in a rescued data set. *Polar Research*, 33, 20577. <https://doi.org/10.3402/polar.v33.20577> [ARC]
- Miner, C. M., Burnaford, J. L., Ambrose, R. F., Antrim, L., Bohlmann, H., Blanchette, C. A., et al. (2018). Large-scale impacts of sea star wasting disease (SSWD) on intertidal sea stars and implications for recovery. *PLoS ONE*, 13(3), e0192870. <https://doi.org/10.1371/journal.pone.0192870> [WC]
- Moberg, F., & Folke, C. (1999). Ecological goods and services of coral reef ecosystems. *Ecological Economics*, 29, 215–233. [https://doi.org/10.1016/S0921-8009\(99\)00009-9](https://doi.org/10.1016/S0921-8009(99)00009-9) [PAC]
- Mooij, W. M., Hülsmann, S., De Senerpont Domis, L. N., Nolet, B. A., Bodelier, P. L. E., Boers, P. C. M., et al. (2005). The impact of climate change on lakes in the Netherlands: A review. *Aquatic Ecology*, 39(4), 381–400. <https://doi.org/10.1007/s10452-005-9008-0> [GL]
- Moore, S. E., & Grebmeier, J. M. (2018). The Distributed Biological Observatory: Linking physics to biology in the Pacific Arctic region. *Arctic*, 71(5), Suppl. 1. <https://doi.org/10.14430/arctic4606> [ARC]
- Moore, S. E., & Gulland, F. M. D. (2014). Linking marine mammal and ocean health in the 'New Normal' arctic. *Ocean and Coastal Management*, 102(A), 55–57. <https://doi.org/10.1016/j.ocecoaman.2014.08.011> [ARC]
- Muller-Karger, F. E., Smith, J. P., Werner, S., Chen, R., Roffer, M., Liu, Y., et al. (2015). Natural variability of surface oceanographic conditions in the offshore Gulf of Mexico. *Progress in Oceanography*, 134, 54–76. <https://doi.org/10.1016/j.pocean.2014.12.007> [SAG]
- Munroe, D., Narváez, D., Hennen, D., Jacobson, L., Mann, R., Hofmann, E., et al. (2016). Fishing and bottom water temperature as drivers of change in maximum shell length in Atlantic surfclams (*Spisula solidissima*). *Estuarine, Coastal and Shelf Science*, 170, 112–122. [MAB]
- Nagelkerken, I., & Connell, S. D. (2015). Global alteration of ocean ecosystem functioning due to increasing human CO₂ emissions. *Proceedings of the National Academy of Sciences of the United States of America*, 112(43), 13272–13277. <https://doi.org/10.1073/pnas.1510856112> [PAC]
- Nam, S., Kim, H.-J., & Send, U. (2011). Amplification of hypoxic and acidic events by La Niña conditions on the continental shelf off California. *Geophysical Research Letters*, 38, L22602. <https://doi.org/10.1029/2011GL049549> [NAT]
- Narváez, D. A., Munroe, D. M., Hofmann, E. E., Klinck, J. M., Powell, E. N., Mann, R., & Curchitser, E. (2015). Long-term dynamics in Atlantic surfclam (*Spisula solidissima*) populations: The role of bottom water temperature. *Journal of Marine Systems*, 141, 136–148. [MAB]
- NEFSC (2018). State of the Ecosystem—Mid-Atlantic Bight. https://static1.squarespace.com/static/511cdc7fe4b00307a2628ac6/t/5a9988cc9140b78237c02c82/1520011489334/SOE_MAB_2018.pdf. [MAB]
- NOAA (2014). NOAA's Arctic Action Plan – Supporting the National Strategy for the Arctic Region. U.S. Department of Commerce, National Oceanic and Atmospheric Administration, Silver Spring, MD. 30 pp. Available at: <https://arctic.noaa.gov/Arctic-News/ArtMID/5556/ArticleID/308/NOAAs-Arctic-Action-Plan> [ARC]
- NOAA (2019). NOAA Report on the U.S. Ocean and Great Lakes Economy. Charleston, SC: NOAA Office for Coastal Management. Retrieved from <https://coast.noaa.gov/digitalcoast/training/econreport.html> [GL]
- NOAA Fisheries (2016). Western Regional Action Plan (WRAP), NOAA Fisheries Climate Science Strategy. U.S. Department of Commerce, NOAA Technical Memorandum NMFS-SWFSC-565. 75 pp. <https://doi.org/10.7289/V5/TM-SWFSC-565> [WC]
- NOAA Fisheries (2017). Saltwater Recreational Fisheries in the Mid-Atlantic. Retrieved from

- ftp://ftp.library.noaa.gov/noaa_documents.lib/NMFS/OfcSustainableFisheries/midatlantic-rec-snapshot-2017.pdf. [MAB]
- NOAA Fisheries (2019a). Western Regional Implementation Plan (WRIP), NOAA
- Fisheries Ecosystem-Based Fisheries Management Road Map. U.S. Department of Commerce. 25 pp. Retrieved from <https://www.fisheries.noaa.gov/national/ecosystems/ecosystem-based-fishery-management-implementation-plans> [WC]
- NOAA Fisheries (2019b). Landings. Retrieved from <https://foss.nmfs.noaa.gov/apexfoss/f?p=215:200:9482349827593::NO::> [MAB] [NE]
- NOAA OA Steering Committee (2010). NOAA Ocean and Great Lakes Acidification Research Plan. NOAA Special Report, 143 pp. [GL]
- NPFMC (2009). Fishery management plan for fish resources of the Arctic management area. Anchorage, AK: North Pacific Fishery Management Council, 146 pp. [ARC]
- NRC (1992). Global environmental change: Understanding the human dimensions. National Research Council. Washington, DC: National Academies Press <https://doi.org/10.17226/1792> [GL]
- ONMS (2019). Socioeconomics. NOAA/NOS/Office of National Marine Sanctuaries. Retrieved from <https://sanctuaries.noaa.gov/science/socio-economic/> [WC]
- Olafsson, J., Olafsdottir, S. R., Benoit-Cattin, A., Danielsen, M., Arnarson, T.S., & Takahashi, T. (2009). Rate of Iceland Sea acidification from time series measurements. *Biogeosciences*, 6, 2661–2668. <https://doi.org/10.5194/bg-6-2661-2009> [ARC]
- Olsen, A., Key, R. M., van Heuven, S., Lauvset, S. K., Velo, A., Lin, X., et al. (2016). The global ocean data analysis project version 2 (GLODAPv2)—An internally consistent data product for the world ocean. *Earth System Science Data*, 8(2), 297–323. <https://doi.org/10.5194/essd-8-297-2016> [OO]
- Orensanz, J. L., Ernst, B., Armstrong, D. A., Stabeno P. J., & Livingston, P. (2004). Contraction of the geographic range of distribution of snow crab (*Chionoecetes opilio*) in the eastern Bering Sea: An environmental ratchet? *CalCOFI Rep.*, 45, 65–79. [ARC]
- Orr, J. C., Fabry, V. J., Aumont, O., Bopp, L., Doney, S. C., Feely, R. A., et al. (2005). Anthropogenic ocean acidification over the twenty-first century and its impact on calcifying organisms. *Nature*, 437, 681–686. <https://doi.org/10.1038/nature04095> [INTRO][NAT][OO]
- Osborne, E. B., Thunell, R. C., Marshall, B. J., Holm, J. A., Tappa, E. J., Benitez-Nelson, C., et al. (2016). Calcification of the planktonic foraminifera *Globigerina bulloides* and carbonate ion concentration: Results from the Santa Barbara Basin. *Paleoceanography*, 31(8), 1083–1102. <https://doi.org/10.1002/2016pa002933> [INTRO][WC]
- Osborne, E. B., Thunell, R. C., Gruber, N., Feely, R. A., & Benitez-Nelson, C. R. (2019). Decadal variability in twentieth-century ocean acidification in the California Current Ecosystem. *Nature Geoscience*, 13(1), 43–49. <https://doi.org/10.1038/s41561-019-0499-z>. [INTRO][NAT] [WC]
- Ou, M., Hamilton, T. J., Eom, J., Lyall, E. M., Gallup, J., Jiang, A., et al. (2015). Responses of pink salmon to CO₂-induced aquatic acidification. *Nature Climate Change*, 5(10), 950–955. <https://doi.org/10.1038/nclimate2694> [AK]
- Pacella, S. R., Brown, C. A., Waldbusser, G. G., Labiosa, R. G., & Hales, B. (2018). Seagrass habitat metabolism increases short-term extremes and long-term offset of CO₂ under future ocean acidification. *Proceedings of the National Academy of Sciences*, 115, 3870–3875. [WC]
- Paerl, H. W., & Huisman, J. (2008). Blooms like it hot. *Science*, 320(5872), 57–58. [GL]
- Park, J. Y., Stock, C. A., Yang, X., Dunne, J. P., Rosati, A., John, J., & Zhang, S. (2018). Modeling global ocean biogeochemistry with physical data assimilation: A pragmatic solution to the equatorial instability. *Journal of Advances in Modeling Earth Systems*, 10(3), 891–906. [OO]
- Parkinson, J. E., Banaszak, A. T., Altman, N. S., LaJeunesse, T. C., & Baums, I. B. (2015). Intraspecific diversity among partners drives functional variation in coral symbioses. *Scientific Reports*, 5, 15667. <https://doi.org/10.1038/srep15667> [FLC]
- Passow, U., & Carlson, C. A. (2012). The biological pump in a high CO₂ world. *Marine Ecology Progress Series*, 470, 249–271. <https://doi.org/10.3354/meps09985> [OO]

- Peeters, F., Livingstone, D. M., Goudsmit, G.-H., Kipfer, R., & Forster, R. (2002). Modeling 50 years of historical temperature profiles in a large central European lake. *Limnology and Oceanography*, 47(1), 186–197. [GL]
- Pendleton, L., Comte, A., Langdon, C., Ekstrom, J. A., Cooley, S. R., Suatoni, L., et al. (2016). Coral reefs and people in a high-CO₂ world: Where can science make a difference to people? *PLoS ONE*, 11(11), e0164699. <https://doi.org/10.1371/journal.pone.0164699> [FLC]
- Perry, C. T., Edinger, E. N., Kench, P. S., Murphy, G. N., Smithers, S. G., Steneck, R. S., & Mumby, P. J. (2012). Estimating rates of biologically driven coral reef framework production and erosion: a new census-based carbonate budget methodology and applications to the reefs of Bonaire. *Coral Reefs*, 31(3), 853–868. <https://doi.org/10.1007/s00338-012-0901-4> [FLC]
- Perry, C. T., Murphy, G. N., Kench, P. S., Smithers, S. G., Edinger, E. N., Steneck, R. S., & Mumby, P. J. (2013). Caribbean-wide decline in carbonate production threatens coral reef growth. *Nature Communications*, 4, 1402. <https://doi.org/10.1038/ncomms2409> [FLC]
- Perry, D. M., Redman, D. H., Widman Jr., J. C., Meseck, S., King, A., & Pereira, J. J. (2015). Effect of ocean acidification on growth and otolith condition of juvenile scup, *Stenotomus chrysops*. *Ecology and Evolution*, 5(18), 4187–4196. <https://doi.org/10.1002/ece3.1678> [MAB]
- Pershing, A. J., Alexander, M. A., Hernandez, C. M., Kerr, L. A., Le Bris, A., Mills, K. E., et al. (2015). Slow adaptation in the face of rapid warming leads to collapse of the Gulf of Maine cod fishery. *Science*, 350(6262), 809–812. <https://doi.org/10.1126/science.aac9819> [NE]
- Peterson, W. T., Fisher, J. L., Strub, P. T., Du, X., Risien, C., Peterson, J., & Shaw, C. T. (2017). The pelagic ecosystem in the Northern California Current off Oregon during the 2014–2016 warm anomalies within the context of the past 20 years. *Journal of Geophysical Research: Oceans*, 122, 7267–7290. <https://doi.org/10.1002/2017JC012952> [OO]
- Phillips, B. F., & Kittaka, J. (2000). *Spiny Lobsters: Fisheries and Culture, Second Edition*. Wiley, 704 pp. <https://doi.org/10.1002/9780470698808> [FLC]
- Phillips, J. C., McKinley, G. A., Bennington, V., Bootsma, H. A., Pilcher, D. J., Sterner, R. W., & Urban, N. R. (2015). The potential for CO₂-induced acidification in freshwater: A Great Lakes case study. *Oceanography*, 28(2), 136–145. [INTRO][NAT][GL]
- Pilcher, D. J., McKinley, G. A., Kralj, J., Bootsma, H. A., & Reavie, E. D. (2017). Modeled sensitivity of Lake Michigan productivity and zooplankton to changing nutrient concentrations and quagga mussels. *Journal of Geophysical Research: Biogeosciences*, 122(8), 2017–2032. <https://doi.org/10.1002/2017JG003818> [GL]
- Pilcher, D. J., Naiman, D. M., Cross, J. N., Hermann, A. J., Siedlecki, S. A., Gibson, G. A., & Mathis, J. T. (2019). Modeled effect of coastal biogeochemical processes, climate variability, and ocean acidification on aragonite saturation state in the Bering Sea. *Frontiers in Marine Science*, 5, 508. <https://doi.org/10.3389/fmars.2018.00508> [AK][ARC]
- Polovina, J., Dreflak, K., Baker, J., Bloom, S., Brooke, S., Chan, V., et al. (2016). *Pacific Islands Regional Action Plan*. U.S. Department of Commerce, NOAA Technical Memorandum NMFS-PIFSC-59. <https://doi.org/10.7289/V5/TM-PIFSC-59> [PAC]
- Pörtner, H.O. (2012). Integrating climate-related stressor effects on marine organisms: unifying principles linking molecule to ecosystem-level changes. *Marine Ecology Progress Series*, 470, 273–290. doi:10.3354/meps10123. [INTRO]
- Powell, E. N., Ewing, A. M., & Kuykendall, K. M. (2020). Ocean quahogs (*Arctica islandica*) and Atlantic surfclams (*Spisula solidissima*) on the Mid-Atlantic Bight continental shelf and Georges Bank: The death assemblage as a recorder of climate change and the reorganization of the continental shelf benthos. *Palaeogeography, Palaeoclimatology, Palaeoecology*, 537, 109205. <https://doi.org/10.1016/j.palaeo.2019.05.027> [MAB]
- Price, N. N., Hamilton, S. L., Tootell, J. S., & Smith, J. E. (2011). Species-specific consequences of ocean acidification for the calcareous tropical green algae *Halimeda*. *Marine Ecology Progress Series*, 440, 67–78. <https://doi.org/10.3354/meps09309> [PAC]
- Punt, A. E., Poljak, D., Dalton, M. G., & Foy, R. J. (2014). Evaluating the impact of ocean acidification on fishery yields and profits: The example of red king crab in Bristol Bay. *Ecological Modelling*, 285, 39–53. <https://doi.org/10.1016/j.ecolmod.2014.05.027>

- org/10.1016/j.ecolmodel.2014.04.017 [AK]
- Punt, A. E., Foy, R. J., Dalton, M. G., Long, W. C., & Swiney, K. M. (2016). Effects of long-term exposure to ocean acidification conditions on future southern Tanner crab (*Chionoecetes bairdi*) fisheries management. *ICES Journal of Marine Science*, 73(3), 849–864. <https://doi.org/10.1093/icesjms/fsv205> [ARC]
- Punt, A., Dalton, M., & Foy, R. (in review). Multispecies yield and profit when exploitation rates vary spatially and in the face of OA impacts on mortality: an application for the two North Pacific crab stocks. Manuscript submitted for publication. [AK]
- Putnam, H. M., Barott, K. L., Ainsworth, T. D., & Gates, R. D. (2017). The vulnerability and resilience of reef-building corals. *Current Biology*, 27(11), R528–R540. <https://doi.org/10.1016/j.cub.2017.04.047> [INTRO]
- Qi, D., Chen, L., Chen, B., Gao, Z., Zhong, W., & Feely, R. A. (2017). Increase in acidifying water in the western Arctic Ocean. *Nature Climate Change*, 7, 195–199. <https://doi.org/10.1038/nclimate3228> [ARC]
- Rasmussen, L. L., Gawarkiewicz, G., Owens, W. B., & Lozier, M. S. (2005). Slope water, Gulf Stream, and seasonal influences on southern Mid-Atlantic Bight circulation during the fall-winter transition. *Journal of Geophysical Research: Oceans*, 110(C2), C02009. <https://doi.org/10.1029/2004JC002311> [MAB]
- Raven, J. A., Gobler, C. J., & Hansen, P. J. (2020). Dynamic CO₂ and pH levels in coastal, estuarine, and inland waters: Theoretical and observed effects on harmful algal blooms. *Harmful Algae*, 91, 101594. <https://doi.org/10.1016/j.hal.2019.03.012> [NAT]
- Rawlins, M., Bradley, R., & Diaz, H. (2012). Assessment of regional climate model simulation estimates over the northeast United States. *Journal of Geophysical Research: Atmospheres*, 117(D23), D23112. <https://doi.org/10.1029/2012JD018137> [NE]
- Reimer, J. J., Wang, H., Vargas, R., & Cai, W.-J. (2017). Multidecadal fCO₂ increase along the United States southeast coastal margin. *Journal of Geophysical Research: Oceans*, 122(12), 10061–10072. <https://doi.org/10.1002/2017JC013170> [SAG]
- Reum, J. C. P., Alin, S. R., Feely, R. A., Newton, J., Warner, M., & McElhany, P. (2014). Seasonal carbonate chemistry covariation with temperature, oxygen, and salinity in a fjord estuary: Implications for the design of ocean acidification experiments. *PLoS ONE*, 9(2), e89619. <https://doi.org/10.1371/journal.pone.0089619> [WC]
- Reum, J. C. P., Ferriss, B. E., McDonald, P. S., Farrell, D. M., Harvey, C. J., Klinger, T., & Levin, P. S. (2015). Evaluating community impacts of ocean acidification using qualitative network models. *Marine Ecology Progress Series*, 536, 11–24. <https://doi.org/10.3354/meps11417> [ARC]
- Reum, J. C. P., Alin, S. R., Harvey, C. J., Bednaršek, N., Evans, W., Feely, R. A., et al. (2016). Interpretation and design of ocean acidification experiments in upwelling systems in the context of carbonate chemistry co-variation with temperature and oxygen. *ICES Journal of Marine Science*, 73(3), 582–595. <https://doi.org/10.1093/icesjms/fsu231> [WC]
- Reum, J. C. P., Blanchard, J. L., Holsman, K. K., Aydin, K., & Punt, A. E. (2019). Species-specific ontogenetic diet shifts attenuate trophic cascades and lengthen food chains in exploited ecosystems. *Oikos*, 128, 1051–1064. <https://doi.org/10.1111/oik.05630> [AK]
- Reum, J. C. P., Blanchard, J. L., Holsman, K. K., Aydin, K., Hollowed, A. B., Hermann, A. J., et al. (2020). Ensemble projections of future climate change impacts on the eastern Bering Sea food web using a multispecies size spectrum model. *Frontiers in Marine Science*, 7, 124. <https://doi.org/10.3389/fmars.2020.00124> [AK]
- Reyes-Nivia, C., Diaz-Pulido, G., Kline, D., Hoegh-Guldberg, O., & Dove, S. (2013). Ocean acidification and warming scenarios increase microbioerosion of coral skeletons. *Global Change Biology*, 19, 1919–1929. <https://doi.org/10.1111/gcb.12158> [FLC]
- Rheuban, J. E., Doney, S. C., Cooley, S. R., & Hart, D. R. (2018). Projected impacts of future climate change, ocean acidification, and management on the US Atlantic sea scallop (*Placopecten magellanicus*) fishery. *PLoS ONE*, 13(9), e0203536. <https://doi.org/10.1371/journal.pone.0203536> [NE]
- Riebesell, U., Bach, L. T., Bellerby, R. G. J., Bermúdez Monsalve, J. R., Boxhammer, T., Czerny, J., et al. (2017). Competitive fitness of a predominant pelagic calcifier impaired by ocean acidification. *PLoS ONE*, 12(12), e0187441. <https://doi.org/10.1371/journal.pone.0187441> [WC]

- fication. *Nature Geoscience*, 10, 19–23. <https://doi.org/10.1038/ngeo2854> [INTRO]
- Riekenberg, J., Bargu, S., & Twilley, R. (2015). Phytoplankton community shifts and harmful algae presence in a diversion influenced estuary. *Estuaries and Coasts*, 38(6), 2213–2226. <https://doi.org/10.1007/s12237-014-9925-z> [SAG]
- Ries, J. B., Cohen, A. L., & McCorkle, D. C. (2009). Marine calcifiers exhibit mixed responses to CO₂-induced ocean acidification. *Geology*, 37(12), 1131–1134. <https://doi.org/10.1130/G30210A.1> [NE]
- Ries, J. B., Ghazaleh, M. N., Connolly, B., Westfield, I., & Castillo, K. D. (2016). Impacts of seawater saturation state ($\Omega_A = 0.4\text{--}4.6$) and temperature (10, 25° C) on the dissolution kinetics of whole-shell biogenic carbonates. *Geochimica et Cosmochimica Acta*, 192, 318–337. <https://doi.org/10.1016/j.gca.2016.07.001> [MAB]
- Riser, S. C., Swift, D., & Drucker, R. (2018). Profiling floats in SOCCOM: Technical capabilities for studying the Southern Ocean. *Journal of Geophysical Research: Oceans*, 123(6), 4055–4073. <https://doi.org/10.1002/2017JC013419>. [WC]
- Rivest, E. B., Comeau, S., & Cornwall, C. E. (2017). The role of natural variability in shaping the response of coral reef organisms to climate change. *Current Climate Change Reports*, 3, 271–281. <https://doi.org/10.1007/s40641-017-0082-x> [FLC]
- Robbins, L. L., Daly, K. L., Barbero, L., Wanninkhof, R., He, R., Zong, H., et al. (2018). Spatial and temporal variability of pCO₂, carbon fluxes, and saturation state on the West Florida Shelf. *Journal of Geophysical Research: Oceans*, 123, 6174–6188. <https://doi.org/10.1029/2018jc014195> [SAG]
- Roman, M. R., Pierson, J. J., Kimmel, D. G., Boicourt, W. C., & Zhang, X. (2012). Impacts of hypoxia on zooplankton spatial distributions in the northern Gulf of Mexico. *Estuaries and Coasts*, 35(5), 1261–1269 [SAG]
- Ross, E., & Behringer, D. (2019). Changes in temperature, pH, and salinity affect the sheltering responses of Caribbean spiny lobsters to chemosensory cues. *Scientific Reports*, 9(1), 4375. <https://doi.org/10.1038/s41598-019-40832-y> [FLC]
- Rowe, M. D., Anderson, E. J., Vanderploeg, H. A., Pothoven, S. A., Elgin, A. K., Wang, J., & Yousef, F. (2017). Influence of invasive quagga mussels, phosphorus loads, and climate on spatial and temporal patterns of productivity in Lake Michigan: A biophysical modeling study. *Limnology and Oceanography*, 62(6), 2629–2649. <https://doi.org/10.1002/lno.10595> [GL]
- Rykaczewski, R. R., & Dunne, J. P. (2010). Enhanced nutrient supply to the California Current Ecosystem with global warming and increased stratification in an earth system model. *Geophysical Research Letters*, 37(21), L21606. <https://doi.org/10.1029/2010gl045019> [WC]
- Rykaczewski, R. R., Dunne, J. P., Sydeman, W. J., García-Reyes, M., Black, B. A., & Bograd, S. J. (2015). Poleward displacement of coastal upwelling-favorable winds in the ocean's eastern boundary currents through the 21st century. *Geophysical Research Letters*, 42(15), 6424–6431. <https://doi.org/10.1002/2015gl064694> [WC]
- Saba, G. K., Goldsmith, K. A., Cooley, S. R., Grosse, D., Meseck, S. L., Miller, A. W., et al. (2019). Recommended priorities for research on ecological impacts of ocean and coastal acidification in the U.S. Mid-Atlantic. *Estuarine, Coastal and Shelf Science*, 225, 106188. <https://doi.org/10.1016/j.ecss.2019.04.022> [MAB]
- Saba, V. S., Friedrichs, M. A. M., Antoine, D., Armstrong, R. A., Asanuma, I., Behrenfeld, M. J., et al. (2011). An evaluation of ocean color model estimates of marine primary productivity in coastal and pelagic regions across the globe. *Biogeosciences*, 8, 489–503. <https://doi.org/10.5194/bg-8-489-2011> [OO]
- Saba, V. S., Griffies, S. M., Anderson, W. G., Winton, M., Alexander, M. A., Delworth, T. L., et al. (2016). Enhanced warming of the northwest Atlantic Ocean under climate change. *Journal of Geophysical Research: Oceans*, 121(1), 118–132. <https://doi.org/10.1002/2015JC011346> [MAB]
- Sabine, C. L., Feely, R. A., Gruber, N., Key, R. M., Lee, K., Bullister, J. L., et al. (2004). The oceanic sink for anthropogenic CO₂. *Science*, 305, 367–371. <https://doi.org/10.1126/science.1097403> [OO] [INTRO]
- Sabine, C., Sutton, A., McCabe, K., Lawrence-Slavas, N., Alin, S., Feely, R., et al. (2020). Evaluation of a new autonomous surface vehicle carbon dioxide system. *Journal of Atmospheric and Oceanic Technology*. <https://doi.org/10.1175/>

- Salisbury, J., Green, M., Hunt, C., & Campbell, J. (2008). Coastal acidification by rivers: A threat to shellfish? *Eos, Transactions American Geophysical Union*, 89(50), 513. [NE]
- Salisbury, J., Vandemark, D., Jönsson, B., Balch, W., Chakraborty, S., Lohrenz, S., et al. (2015). How can present and future satellite missions support scientific studies that address ocean acidification? *Oceanography*, 28(2), 108–121. <https://doi.org/10.5670/oceanog.2015.35> [OO] [NAT]
- Salisbury, J. E., & Jönsson, B. F. (2018). Rapid warming and salinity changes in the Gulf of Maine alter surface ocean carbonate parameters and hide ocean acidification. *Biogeochemistry*, 141(3), 401–418. <https://doi.org/10.1007/s10533-018-0505-3> [NE]
- Sanford, E., Sones, J. L., García-Reyes, M., Goddard, J. H. R., & Largier, J. L. (2019). Widespread shifts in the coastal biota of northern California during the 2014–2016 marine heatwaves. *Scientific Reports*, 9, 4216. <https://doi.org/10.1038/s41598-019-40784-3> [OO]
- Schmidt, M., Gerlach, G., Leo, E., Kunz, K. L., Swoboda, S., Pörtner, H. O., et al. (2017). Impact of ocean warming and acidification on the behaviour of two co-occurring gadid species, *Boreogadus saida* and *Gadus morhua*, from Svalbard. *Marine Ecology Progress Series*, 571, 183–191. [ARC]
- Schönberg, C. H. L., Fang, J. K. H., Carreiro-Silva, M., Tribollet, A., & Wisshak, M. (2017). Bioerosion: the other ocean acidification problem. *ICES Journal of Marine Science*, 74, 895–925. <https://doi.org/10.1093/icesjms/fsw254> [FLC]
- Schweitzer, C. C., & Stevens, B. G. (2019). The relationship between fish abundance and benthic community structure on artificial reefs in the Mid-Atlantic Bight, and the importance of sea whip corals *Leptogorgia virgulata*. *PeerJ*, 7, e7277. <https://doi.org/10.7717/peerj.7277> [MAB]
- Semiletov, I. P., Pipko, I. I., Repina, I., & Shakhova, N. E. (2007). Carbonate chemistry dynamics and carbon dioxide fluxes across the atmosphere–ice–water interfaces in the Arctic Ocean: Pacific sector of the Arctic. *Journal of Marine Systems*, 66(1–4), 204–226. <https://doi.org/10.1016/j.jmarsys.2006.05.012> [ARC]
- Seung, C. K., Dalton, M. G., Punt, A. E., Poljak, D., & Foy, R. (2015). Economic impacts of changes in an Alaska crab fishery from OA. *Climate Change Economics*, 6(4), 1550017. <https://doi.org/10.1142/S2010007815500177> [AK] [ARC]
- Shadwick, E. H., Thomas, H., Gratton, Y., Leong, D., Moore, S. A., Papkyriakou, T., & Prowe, A. E. F. (2011). Export of Pacific carbon through the Arctic archipelago to the North Atlantic. *Continental Shelf Research*, 31(7-8), 806–816. <https://doi.org/10.1016/j.csr.2011.01.014> [ARC]
- Shamberger, K. E. F., Cohen, A. L., Golbuu, Y., McCorkle, D. C., Lentz, S. J., & Barkley, H. C. (2014). Diverse coral communities in naturally acidified waters of a Western Pacific reef. *Geophysical Research Letters*, 41(2), 499–504. <https://doi.org/10.1002/2013GL058489> [FLC]
- Shaw, E. C., McNeil, B. I., Tilbrook, B., Matear, R., & Bates, M. L. (2013). Anthropogenic changes to seawater buffer capacity combined with natural reef metabolism induce extreme future coral reef CO₂ conditions. *Global Change Biology*, 19(5), 1632–1641. <https://doi.org/10.1111/gcb.12154> [FLC]
- Sherman, K., Grosslein, M., Mountain, D., Busch, D., O'Reilly, J., & Theroux, R. (1996). The Northeast Shelf ecosystem: An initial perspective. In K. Sherman, N. A. Jaworski, & T. J. Smayda (Eds.), *The Northeast Shelf Ecosystem: Assessment, Sustainability, and Management* (pp. 103–126). Cambridge, MA: Blackwell Science. [MAB][NE]
- Sherr, E. B., & Sherr, B. F. (2002). Significance of predation by protists in aquatic microbial food webs. *Antonie van Leeuwenhoek*, 81, 293–308. <https://doi.org/10.1023/A:1020591307260> [SAG]
- Shi, X., Li, S., Wei, L., Qin, B., & Brookes, J. D. (2017). CO₂ alters community composition of freshwater phytoplankton: A microcosm experiment. *Science of The Total Environment*, 607, 69–77. <https://doi.org/10.1016/j.scitotenv.2017.06.224> [GL]
- Shutler, J. D., Wanninkhof, R., Nightingale, P. D., Woolf, D. K., Bakker, D. C. E., Watson, A., et al. (2020). Satellites will address critical science priorities for quantifying ocean carbon. *Frontiers in Ecology and the Environment*, 18(1), 27–35. <https://doi.org/10.1002/fee.2129> [OO] [NAT]
- Siedlecki, S. A., Kaplan, I. C., Hermann, A. J., Nguy-

- en, T. T., Bond, N. A., Newton, J. A., et al. (2016). Experiments with seasonal forecasts of ocean conditions for the northern region of the California Current upwelling system. *Scientific Reports*, 6, 27203. <https://doi.org/10.1038/srep27203> and <https://www.nature.com/articles/srep27203#supplementary-information> [WC]
- Siedlecki, S. A., Pilcher, D. J., Hermann, A. J., Coyle, K., & Mathis, J. T. (2017). The importance of freshwater to spatial variability of aragonite saturation state in the Gulf of Alaska. *Journal of Geophysical Research: Oceans*, 122, 8482–8502. <https://doi.org/10.1002/2017JC012791> [ARC]
- Siegel, D. A., Buesseler, K. O., Doney, S. C., Sallay, S. F., Behrenfeld, M. J., & Boyd, P. W. (2014). Global assessment of ocean carbon export by combining satellite observations and food-web models. *Global Biogeochemical Cycles*, 28, 181–196. <https://doi.org/10.1002/2013gb004743> [OO]
- Sinha, E., Michalak, A. M., & Balaji, V. (2017). Eutrophication will increase during the 21st century as a result of precipitation changes. *Science*, 357(6349), 405–408. <https://doi.org/10.1126/science.aan2409> [NE]
- Sloyan, B. M., Wilkin, J., Hill, K. L., Chidichimo, M. P., Cronin, M. F., Johannessen, J. A., et al. (2019a). Evolving the physical global ocean observing system for research and application services through international coordination. *Frontiers in Marine Science*, 6, 449. <https://doi.org/10.3389/fmars.2019.00449> [WC]
- Sloyan, B. M., Wanninkhof, R., Kramp, M., Johnson, G. C., Talley, L. D., Tanhua, T., et al. (2019b). The Global Ocean Ship-Based Hydrographic Investigations Program (GO-SHIP): A platform for integrated multidisciplinary ocean science. *Frontiers in Marine Science*, 6, 445. <https://doi.org/10.3389/fmars.2019.00445> [WC]
- Smith, J. E., Brainard, R., Carter, A., Dugas, S., Edwards, C., Harris, J., et al. (2016). Re-evaluating the health of coral reef communities: Baselines and evidence for human impacts across the central Pacific. *Proceedings of the Royal Society B: Biological Sciences*, 283(1822), 20151985. <https://doi.org/10.1098/rspb.2015.1985> [PAC]
- Speights, C. J., Silliman, B. R., & McCoy, M. W. (2017). The effects of elevated temperature and dissolved pCO_2 on a marine foundation species. *Ecology and Evolution*, 7(11), 3808–3814. <https://doi.org/10.1002/ece3.2969> [MAB]
- Steffen, M. M., Davis, T. W., McKay, R. M. L., Bullerjahn, G. S., Krausfeldt, L. E., Stough, J. M. A., et al. (2017). Ecophysiological examination of the Lake Erie Microcystis bloom in 2014: linkages between biology and the water supply shutdown of Toledo, OH. *Environmental Science and Technology*, 51(12), 6745–6755. <https://doi.org/10.1021/acs.est.7b00856> [GL]
- Steinacher, M., Joos, F., Frölicher, T. L., Plattner, G.-K., & Doney, S. C. (2009). Imminent ocean acidification in the Arctic projected with the NCAR global coupled carbon cycle-climate model. *Biogeosciences*, 6, 515–533. <https://doi.org/10.5194/bg-6-515-2009> [ARC][OO]
- Steinberg, D. K., & Landry, M. R. (2017). Zooplankton and the ocean carbon cycle. *Annual Review of Marine Science*, 9(1), 413–444. <https://doi.org/10.1146/annurev-marine-010814-015924> [SAG]
- Steiner, N. S., Christian, J. R., Six, K. D., Yamamoto, A., & Yamamoto-Kawai, M. (2014). Future ocean acidification in the Canada Basin and surrounding Arctic ocean from CMIP5 earth system models. *Journal of Geophysical Research—Oceans*, 119, 332–347. <https://doi.org/10.1002/2013JC009069> [ARC]
- Steiner, N., Deal, C., Lannuzel, D., Lavoie, D., Massonnet, F., Miller, L. A., et al. (2016). What sea-ice biogeochemical modellers need from observers. *Elementa: Science of the Anthropocene*, 4, 00084. <https://doi.org/10.12952/journal.elementa.000084> [ARC]
- Stepien, C.A., M.R. Snyder, & A.E. Elz. (2019). Invasion genetics of the silver carp *Hypophthalmichthys molitrix* across North America: Differentiation of fronts, introgression, and eDNA metabarcoding detection. *PLoS ONE*, 14(3), e0203012. <https://doi.org/10.1371/journal.pone.0203012> [OO]
- Storlazzi, C. D., Reguero, B. G., Cole, A. D., Lowe, E., Shope, J. B., Gibbs, A. E., et al. (2019). Rigorously valuing the role of U.S. coral reefs in coastal hazard risk reduction: U.S. Geological Survey Open-File Report 2019–1027, 42 pp., <https://doi.org/10.3133/ofr20191027>. [PAC][FLC][NAT]
- Stubler, A. D., Furman, B. T., & Peterson, B. J. (2015). Sponge erosion under acidification and

- warming scenarios: differential impacts on living and dead coral. *Global Change Biology*, 21(11), 4006–4020. <https://doi.org/10.1111/gcb.13002> [FLC]
- Sunda, W. G., & Cai, W.-J. (2012). Eutrophication induced CO₂-acidification of subsurface coastal waters: interactive effects of temperature, salinity, and atmospheric pCO₂. *Environmental Science and Technology*, 46(19), 10651–10659. <https://doi.org/10.1021/es300626f> [NAT]
- Sutton, A. J., Sabine, C. L., Maenner-Jones, S., Lawrence-Slavas, N., Meinig, C., Feely, R. A., et al. (2014a). A high-frequency atmospheric and seawater pCO₂ data set from 14 open-ocean sites using a moored autonomous system. *Earth System Science Data*, 6(2). <https://doi.org/10.5194/essd-6-353-20142014>. [WC]
- Sutton, A. J., Feely, R. A., Sabine, C. L., McPhaden, M. J., Takahashi, T., Chavez, F. P., et al. (2014b). Natural variability and anthropogenic change in equatorial Pacific surface ocean pCO₂ and pH. *Global Biogeochemical Cycles*, 28, 131–145. <https://doi.org/10.1002/2013GB004679> [PAC]
- Sutton, A. J., Wanninkhof, R., Sabine, C. L., Feely, R. A., Cronin, M. F., & Weller, R. A. (2017). Variability and trends in surface seawater pCO₂ and CO₂ flux in the Pacific Ocean. *Geophysical Research Letters*, 44, 5627–5636. <https://doi.org/10.1002/2017GL073814> [OO]
- Sutton, A. J., Feely, R. A., Maenner-Jones, S., Musielwicz, S., Osborne, J., Dietrich, C., et al. (2019). Autonomous seawater pCO₂ and pH time series from 40 surface buoys and the emergence of anthropogenic trends. *Earth System Science Data*, 11, 421–439. <https://doi.org/10.5194/essd-11-421-2019> [OO][PAC][SAG]
- Swiney, K. M., Long, W. C., & Foy, R. J. (2016). Effects of high pCO₂ on Tanner crab reproduction and early life history—Part I: long-term exposure reduces hatching success and female calcification, and alters embryonic development. *ICES Journal of Marine Science*, 73(3), 825–835. <https://doi.org/10.1093/icesjms/fsv201> [AK][ARC]
- Swiney, K. M., Long, W. C., & Foy, R. J. (2017). Decreased pH and increased temperatures affect young-of-the-year red king crab (*Paralithodes camtschaticus*). *ICES Journal of Marine Science*, 74(4), 1191–1200. <https://doi.org/10.1093/icesjms/fsw251> [AK]
- Sydeman, W. J., García-Reyes, M., Schoeman, D. S., Rykaczewski, R. R., Thompson, S. A., Black, B. A., & Bograd, S. J. (2014). Climate change and wind intensification in coastal upwelling ecosystems. *Science*, 345(6192), 77–80. <https://doi.org/10.1126/science.1251635> [WC]
- Takahashi, T., Sutherland, S. C., Chipman, D. W., Goddard, J. G., Ho, C., Newberger, T., et al. (2014). Climatological distributions of pH, pCO₂, total CO₂, alkalinity, and CaCO₃ saturation in the global surface ocean, and temporal changes at selected locations. *Marine Chemistry*, 164, 95–125. [OO]
- Talmage, S. C., & Gobler, C. J. (2009). The effects of elevated carbon dioxide concentrations on the metamorphosis, size, and survival of larval hard clams (*Mercenaria mercenaria*), bay scallops (*Argopecten irradians*), and Eastern oysters (*Crassostrea virginica*). *Limnology and Oceanography*, 54(6), 2072–2080. [MAB]
- Tanhua, T., Jones, E. P., Jeansson, E., Jutterström, S., Smethie Jr., W. M., Wallace, D. W. R., & Anderson, L. G. (2009). Ventilation of the Arctic Ocean: Mean ages and inventories of anthropogenic CO₂ and CFC-11. *Journal of Geophysical Research*, 114, C01002. <https://doi.org/10.1029/2008JC004868.9> [ARC]
- Tanhua, T., Pouliquen, S., Hausman, J., O'Brien, K., Bricher, P., & de Bruin, T., et al. (2019). Ocean fair data services. *Frontiers in Marine Science*, 6, 440. <https://doi.org/10.3389/fmars.2019.00440> [NAT]
- Taylor, K. E., Stouffer, R. J., & Meehl, G. A. (2012). An overview of CMIP5 and the experiment design. *Bulletin of the American Meteorological Society*, 93(4), 485–498. [OO]
- Thibodeau, P. S., Steinberg, D. K., Stammerjohn, S. E., & Hauri, C. (2019). Environmental controls on pteropod biogeography along the Western Antarctic Peninsula. *Limnology and Oceanography*, 64, S240–S256. <https://doi.org/10.1002/lno.11041> [INTRO]
- Thor, P., & Dupont, S. (2015). Transgenerational effects alleviate severe fecundity loss during ocean acidification in a ubiquitous planktonic copepod. *Global Change Biology*, 21(6), 2261–2271. <https://doi.org/10.1111/gcb.12815> [ARC]
- Thor, P., & Oliva, E. O. (2015). Ocean acidification elicits different energetic responses in an Arctic and a boreal population of the copepod *Pseudocalanus acuspes*. *Marine Biology*, 162,

- 799–807. <https://doi.org/10.1007/s00227-015-2625-9> [ARC]
- Tilbrook, B., Jewett, E. B., DeGrandpre, M. D., Hernandez-Ayon, J. M., Feely, R. A., Gledhill, D. K., et al. (2019). Towards an enhanced ocean acidification observing network: From people to technology to data synthesis and information exchange. *Frontiers in Marine Science*, 6, 337, Oceanobs19: An Ocean of Opportunity. <https://doi.org/10.3389/fmars.2019.00337> [OO]
- Tjiputra, J. F., Olsen, A., Bopp, L., Lenton, A., Pfeil, B., Roy, T., et al. (2014). Long-term surface $p\text{CO}_2$ trends from observations and models. *Tellus B: Chemical and Physical Meteorology*, 66(1), 23083. [NE]
- Towle, E. K., Enochs, I. C., & Langdon, C. (2015). Threatened Caribbean coral is able to mitigate the adverse effects of ocean acidification on calcification by increasing feeding rate. *PLoS ONE*, 10(4), e0123394. <https://doi.org/10.1371/journal.pone.0123394> [INTRO]
- Townsend, D. W., Thomas, A. C., Mayer, L. M., Thomas, M. A., & Quinlan, J. A. (2006). Oceanography of the northwest Atlantic continental shelf. *The Sea: The Global Coastal Ocean: Interdisciplinary Regional Studies and Syntheses, Vol. 14A*, pp. 119–168. Harvard University Press, A. R. Robinson and K. Brink, Eds. [NE]
- Tribollet, A., Godinot, C., Atkinson, M., & Langdon, C. (2009). Effects of elevated $p\text{CO}_2$ on dissolution of coral carbonates by microbial euendoliths. *Global Biogeochemical Cycles*, 23(3), GB3008. <https://doi.org/10.1029/2008GB003286> [FLC]
- Trigg, S. A., McElhany, P., Maher, M., Perez, D., Busch, D. S., & Nichols, K. M. (2019). Uncovering mechanisms of global ocean change effects on the Dungeness crab (*Cancer magister*) through metabolomics analysis. *Scientific Reports*, 9(1), 10717. <https://doi.org/10.1038/s41598-019-46947-6> [WC]
- Trolle, D., Hamilton, D. P., Pilditch, C. A., Duggan, I. C., & Jeppesen, E. (2011). Predicting the effects of climate change on trophic status of three morphologically varying lakes: Implications for lake restoration and management. *Environmental Modelling & Software*, 26(4), 354–370. [GL]
- Turi, G., Lachkar, Z., Gruber, N., & Munnich, M. (2016). Climatic modulation of recent trends in ocean acidification in the California Current System. *Environmental Research Letters*, 11, 014007. <https://doi.org/10.1088/1748-9326/11/1/014007> [WC]
- Turk, D., Wang, H., Hu, X., Gledhill, D. K., Wang, Z. A., Jiang, L., & Cai, W.-J. (2019). Time of emergence of surface ocean carbon dioxide trends in the North American coastal margins in support of ocean acidification observing system design. *Frontiers in Marine Science*, 6, 91. <https://doi.org/10.3389/fmars.2019.00091> [OO]
- Uthicke, S., Soars, N., Foo, S., & Byrne, M. (2013). Effects of elevated $p\text{CO}_2$ and the effect of parent acclimation on development in the tropical Pacific sea urchin *Echinometra mathaei*. *Marine Biology*, 160(8), 1913–1926. <https://doi.org/10.1007/s00227-012-2023-5> [FLC]
- Van Dam, B. R., & Wang, H. (2019). Decadal-scale acidification trends in adjacent North Carolina estuaries: Competing role of anthropogenic CO_2 and riverine alkalinity loads. *Frontiers in Marine Science*, 6, 136. <https://doi.org/10.3389/fmars.2019.00136> [SAG]
- Van de Waal, D. B., Verspagen, J. M., Finke, J. F., Vournazou, V., Immers, A. K., Kardinaal, W. E. A., et al. (2011). Reversal in competitive dominance of a toxic versus non-toxic cyanobacterium in response to rising CO_2 . *The ISME Journal*, 5(9), 1438. [GL]
- van Oppen, M. J. H., Oliver, J. K., Putnam, H. M., & Gates, R. D. (2015). Building coral reef resilience through assisted evolution. *Proceedings of the National Academy of Sciences*, 112, 2307–2313. <https://doi.org/10.1073/pnas.1422301112> [FLC]
- van Tussenbroek, B. I., Hernández Arana, H. A., Rodríguez-Martínez, R. E., Espinoza-Avalos, J., Canizales-Flores, H. M., González-Godoy, C. E., et al. (2017). Severe impacts of brown tides caused by *Sargassum* spp. on near-shore Caribbean seagrass communities. *Marine Pollution Bulletin*, 122(1-2), 272–281. <https://doi.org/10.1016/j.marpolbul.2017.06.057> [FLC]
- Vargas, C. A., de la Hoz, M., Aguilera, V., San Martín, V., Manríquez, P. H., Navarro, J. M., et al. (2013). CO_2 -driven ocean acidification reduces larval feeding efficiency and changes food selectivity in the mollusk *Concholepas concholepas*. *Journal of Plankton Research*, 35, 1059–1068. <https://doi.org/10.1093/plankt/fbt045> [MAB]
- Vargas-Ángel, B., Richards, C. L., Vroom, P. S., Price,

- N. N., Schils, T., Young, C. W., et al. (2015). Baseline assessment of net calcium carbonate accretion rates on U.S. Pacific reefs. *PLoS ONE*, 10(12), e0142196. <https://doi.org/10.1371/journal.pone.0142196> [PAC][FLC]
- Waldbusser, G. G., Powell, E. N., & Mann, R. (2013). Ecosystem effects of shell aggregations and cycling in coastal waters: an example of Chesapeake Bay oyster reefs. *Ecology*, 94(4), 895–903. <https://doi.org/10.1890/12-1179.1> [MAB]
- Waldbusser, G. G., Hales, B., Langdon, C. J., Haley, B. A., Schrader, P., Brunner, E. L., Gray, M. W., et al. (2015). Ocean acidification has multiple modes of action on bivalve larvae. *PLoS ONE*, 10(6), e0128376. <https://doi.org/10.1371/journal.pone.0128376> [WC]
- Walkusz, W., Williams, W. J., & Kwasniewski, S. (2013). Vertical distribution of mesozooplankton in the coastal Canadian Beaufort Sea in summer. *Journal of Marine Systems*, 127, 26–35. <https://doi.org/10.1016/j.jmarsys.2012.01.001> [ARC]
- Wallace, E. J., Looney, L. B., & Gong, D. (2018). Multi-decadal trends and variability in temperature and salinity in the Mid-Atlantic Bight, Georges Bank, and Gulf of Maine. *Journal of Marine Research*, 76(5), 163–215. [MAB]
- Wallace, R. B., Baumann, H., Grear, J. S., Aller, R. C., & Gobler, C. J. (2014). Coastal ocean acidification: The other eutrophication problem. *Estuarine, Coastal and Shelf Science*, 148, 1–13. <https://doi.org/10.1016/j.ecss.2014.05.027> [FLC]
- Wang, H. (2016). On shelf-slope water mass exchanges near Washington Canyon and Norfolk Canyon in the Mid-Atlantic Bight. Thesis, Master of Science, College of William & Mary, Virginia Institute of Marine Science, Paper 1539617966. <https://doi.org/10.25773/v5-jxbj-0a48> [MAB]
- Wang, Z. A., Wanninkhof, R., Cai, W.-J., Byrne, R. H., Hu, X., Peng, T.-H., & Huang, W.-J. (2013). The marine inorganic carbon system along the Gulf of Mexico and Atlantic coasts of the United States: Insights from a transregional coastal carbon study. *Limnology and Oceanography*, 58(1), 325–342. <https://doi.org/10.4319/lo.2013.58.1.0325> [SAG][MAB]
- Wang, Z. A., Lawson, G. L., Pilskaln, C. H., & Maas, A. E. (2017). Seasonal controls of aragonite saturation states in the Gulf of Maine. *Journal of Geophysical Research: Oceans*, 122(1), 372–389. <https://doi.org/10.1002/2016JC012373> [NE]
- Wanninkhof, R., Barbero, L., Byrne, R., Cai, W.-J., Huang, W.-J., Zhang, J.-Z., et al. (2015). Ocean acidification along the Gulf Coast and East Coast of the USA. *Continental Shelf Research*, 98, 54–71. <https://doi.org/10.1016/j.csr.2015.02.008> [SAG][MAB][NE]
- Wanninkhof, R., Pickers, P. A., Omar, A. M., Sutton, A., Murata, A., Olsen, A., et al. (2019). A surface ocean CO₂ reference network, SOCONET and associated marine boundary layer CO₂ measurements. *Frontiers in Marine Science*, 6, 400. <https://doi.org/10.3389/fmars.2019.00400> [WC]
- Wanninkhof, R., Pierrot, D., Sullivan, K. F., Barbero, L., & Triñanes, J. A. (2020). A 17-year dataset of surface water fugacity of CO₂, along with calculated pH, Aragonite saturation state, and air-sea CO₂ fluxes in the Caribbean Sea. *Earth System Science Data Discussion*. <https://doi.org/10.5194/essd-2019-245> [NAT]
- Weijerman, M., Fulton, E. A., Kaplan, I. C., Gorton, R., Leemans, R., Mooij, W. M., & Brainard, R. E. (2015). An integrated coral reef ecosystem model to support resource management under a changing climate. *PLoS ONE*, 10(12), e0144165. <https://doi.org/10.1371/journal.pone.0144165> [PAC]
- Weinberg, J. R. (2005). Bathymetric shift in the distribution of Atlantic surfclams: Response to warmer ocean temperature. *ICES Journal of Marine Science*, 62(7), 1444–1453. [MAB]
- Weisberg, R. H., Liu, Y., Lembke, C., Hu, C., Hubbard, K., & Garrett, M. (2019). The coastal ocean circulation influence on the 2018 West Florida Shelf *K. brevis* red tide bloom. *Journal of Geophysical Research: Oceans*, 124(4), 2501–2512. <https://doi.org/10.1029/2018jc014887> [SAG]
- Whiteley, N. M. (2011). Physiological and ecological responses of crustaceans to OA. *Marine Ecology Progress Series*, 430, 257–271. [FLC]
- Wilkinson, M., Dumontier, M., Aalbersberg, I., Appleton, G., Axton, M., Baak, A., et al. (2016). The FAIR Guiding Principles for scientific data management and stewardship. *Scientific Data*, 3, 160018. <https://doi.org/10.1038/sdata.2016.18> [NAT]

- Williams, C. R., Dittman, A. H., McElhany, P., Busch, D. S., Maher, M. T., Bammler, T. K., & Gallagher, E. P. (2019). Elevated CO₂ impairs olfactory-mediated neural and behavioral responses and gene expression in ocean-phase Coho salmon (*Oncorhynchus kisutch*). *Global Change Biology*, 25(3), 963–977. <https://doi.org/10.1111/gcb.14532> [WC][INTRO]
- Williams, I. D., Baum, J. K., Heenan, A., Hanson, K. M., Nadon, M. O., & Brainard, R. E. (2015). Human, oceanographic and habitat drivers of central and western Pacific coral reef fish assemblages. *PLoS ONE*, 10(4), e0120516. <https://doi.org/10.1371/journal.pone.0120516> [PAC]
- Williams, N. L., Juranek, L. W., Feely, R. A., Johnson, K. S., Sarmiento, J. L., Talley, L. D., et al. (2017). Calculating surface ocean pCO₂ from biogeochemical Argo floats equipped with pH: An uncertainty analysis. *Global Biogeochemical Cycles*, 31(3), 591–604. <https://doi.org/10.1002/2016GB005541> [OO][WC]
- Wisshak, M., Schönberg, C. H. L., Form, A., & Freiwald, A. (2012). Ocean acidification accelerates reef bioerosion. *PLoS ONE*, 7(9), e45124. <https://doi.org/10.1371/journal.pone.0045124> [FLC]
- Wolf, D., Georgic, W., & Klaiber, H. A. (2017). Reeling in the damages: Harmful algal blooms' impact on Lake Erie's recreational fishing industry. *Journal of Environmental Management*, 199, 148–157. <https://doi.org/10.1016/j.jenvman.2017.05.031> [GL]
- Wongbusarakum, S., & Loper, C. (2011). Indicators to assess community-level social vulnerability to climate change: An addendum to SocMon and SEM-Pasifika regional socioeconomic monitoring guidelines (CRCP & TNC) <http://socmon.org/download.ashx?docid=64623> [FLC]
- Xu, Y.-Y., Cai, W.-J., Gao, Y., Wanninkhof, R., Salisbury, J., Chen, B., et al. (2017). Short-term variability of aragonite saturation state in the central Mid-Atlantic Bight. *Journal of Geophysical Research: Oceans*, 122(5), 4274–4290. <https://doi.org/10.1002/2017JC012901> [MAB]
- Xue, Z., He, R., Fennel, K., Cai, W.-J., Lohrenz, S., Huang, W.-J., Tian, H., et al. (2016). Modeling pCO₂ variability in the Gulf of Mexico. *Biogeosciences*, 13(15), 4359–4377. <https://doi.org/10.5194/bg-13-4359-2016> [SAG]
- Yamamoto-Kawai, M., McLaughlin, F. A., Carmack, E. C., Nishino, S., & Shimada, K. (2009). Aragonite undersaturation in the Arctic Ocean: Effects of ocean acidification and sea ice melt. *Science*, 326(5956), 1098–1100. <https://doi.org/10.1126/science.1174190> [ARC]
- Zhai, L., Platta, T., Tang, C. S., Sathyendranath, S., Fuentes-Yaco, C., Devred, E., & Wu, Y. (2010). Seasonal and geographic variations in phytoplankton losses from the mixed layer on the Northwest Atlantic Shelf. *Journal of Marine Systems*, 80, 36–46. [OO]
- Zhang, Y., Yamamoto-Kawai, M., & Williams, W. J. (2020). Two decades of ocean acidification in the surface waters of the Beaufort Gyre, Arctic Ocean: Effects of sea ice melt and retreat from 1997–2016. *Geophysical Research Letters*, 47, e60119. <https://doi.org/10.1029/2019GL086421> [OO]